
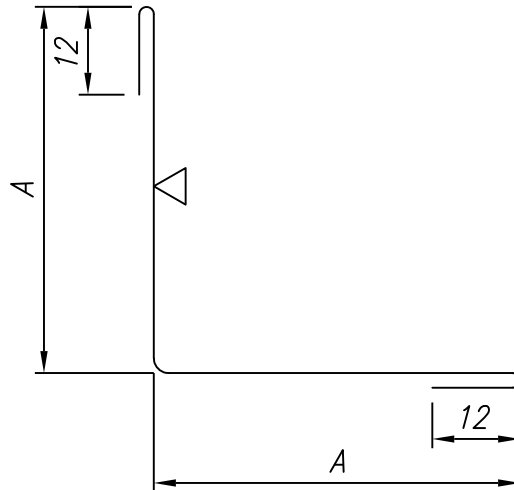


# Standard Flashings Catalogue



Flashing nr	Flashing name	PolTherma CS	PolTherma DS	PolTherma PS	PolTherma TS	ThermaStyle Pro	PolDeck BD	PolDeck TD	ThermaDeck Pro
001	Internal corner	x	x	x	x	x	x	x	x
002	External corner unsymmetrical	x	x	x	x	x			
003	Drip strip						x	x	x
004	Masking C profile	x	x	x	x	x			
004A	Masking C profile	x	x	x	x	x			
005	External roof ridge							x	x
005A	External roof ridge								x
006	Internal roof ridge						x	x	x
007	Masking flashing							x	x
007A	Masking flashing								x
008	Masking strip	x	x	x	x	x			
009	C profile							x	x
009A	C profile								x
009B	C profile							x	x
010	Masking strip	x	x	x	x	x			
011	Drip cap flashing							x	x
013	Starting strip	x	x	x	x	x			
013A	Starting strip	x	x	x	x	x			
014	Starting strip	x	x	x	x	x			
015	Panels connection cover	x	x	x	x	x			
016	External corner	x	x	x	x	x			
017	Panels connection cover	x	x	x	x	x			
018	External corner	x	x	x	x	x			
019	Panels connection cover - flat	x	x	x	x	x			
019A	Panels connection cover - hidden screws	x	x	x	x	x			
019B	Panels connection cover - hidden screws - base	x	x	x	x	x			
020	External corner - flat	x	x	x	x	x			
020A	External corner - hidden screws	x	x	x	x	x			
020B	External corner - hidden screws - base	x	x	x	x	x			
022	Plinth flashing	x	x	x	x	x			
024	Closing flashing							x	
025	Closing flashing							x	
025A	Closing flashing						x		
025B	Closing flashing						x		
027	External roof ridge							x	
028	Drip flashing							x	
029	Internal corner symmetrical	x	x	x	x	x			
030	Attic flashing							x	x
031	Attic flashing							x	x
032	Attic flashing	x	x	x	x	x		x	x
033	Internal corner unsymmetrical	x	x	x	x	x			
034	End cap							x	
035	Panels connection cover	x	x	x	x	x			
038	Roof ridge masking element							x	
040	Panels connection cover	x	x	x	x	x			
044	Fixing bar	x	x	x	x	x			
045	Fixing bar - base	x	x	x	x	x			
046	External corner	x	x	x	x	x			
047	External corner - base	x	x	x	x	x			
048	Starting strip for panels DS/PS		x	x					



\* - the dimension doesn't depend on the panel's thickness

1	- *	50	-	-	0.5	124	1250; 2000; 2500	0.49
LP	Panel thickness [mm]	A [mm]	B [mm]	K [°]	Steel thickness [mm]	width of steel [mm]	length [mm]	[kg/mb]

	-
	-

--	--

Content	Flashing 001 Internal corner
---------	---------------------------------

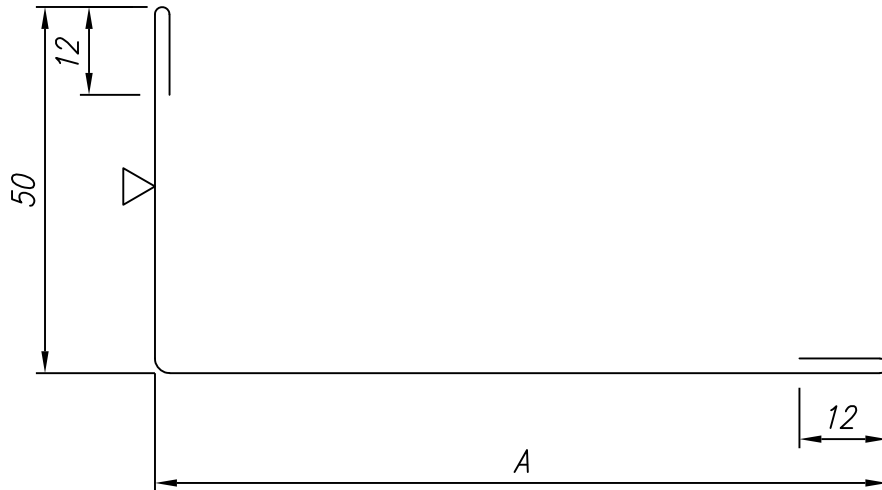
designed by	Europanel	Date	2010.07.25
-------------	-----------	------	------------

scale	1:1
-------	-----

drawing no.	21-01	Change	A
-------------	-------	--------	---

file	21-01.dwg
------	-----------

The designer makes the final decision regarding using the specific solution



13	300	350	-	-	0.5	424	1250; 2000; 2500	1.66
12	250	300	-	-	0.5	374	1250; 2000; 2500	1.47
11	200	250	-	-	0.5	324	1250; 2000; 2500	1.27
10	160	210	-	-	0.5	284	1250; 2000; 2500	1.11
9	150	200	-	-	0.5	274	1250; 2000; 2500	1.08
8	125	175	-	-	0.5	249	1250; 2000; 2500	0.98
7	120	170	-	-	0.5	244	1250; 2000; 2500	0.96
6	100	150	-	-	0.5	224	1250; 2000; 2500	0.88
5	80	130	-	-	0.5	204	1250; 2000; 2500	0.80
4	75	125	-	-	0.5	199	1250; 2000; 2500	0.78
3	60	110	-	-	0.5	184	1250; 2000; 2500	0.72
2	50	100	-	-	0.5	174	1250; 2000; 2500	0.68
1	40	90	-	-	0.5	164	1250; 2000; 2500	0.64
LP	Panel thickness [mm]	A [mm]	B [mm]	K [°]	Steel thickness [mm]	width of steel [mm]	length [mm]	weight [kg/mb]

Project	-
---------	---

Content	Flashing 002 External corner unsymmetrical
---------	---

designed by	Europanel
-------------	-----------

Date	2010.07.25
------	------------

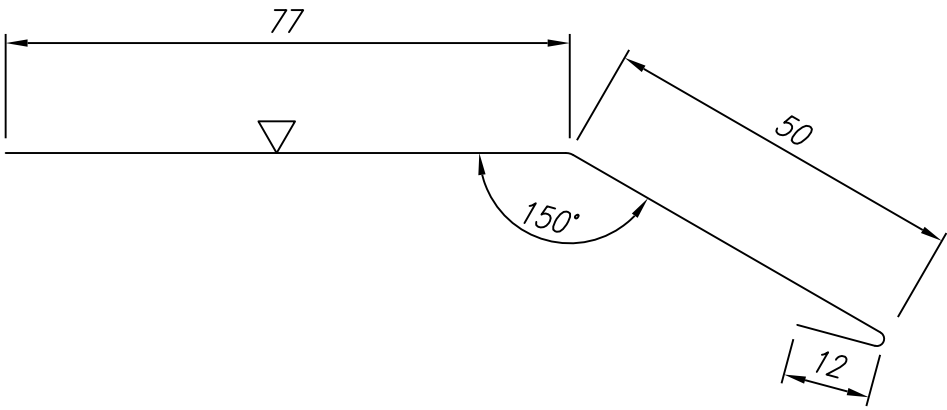
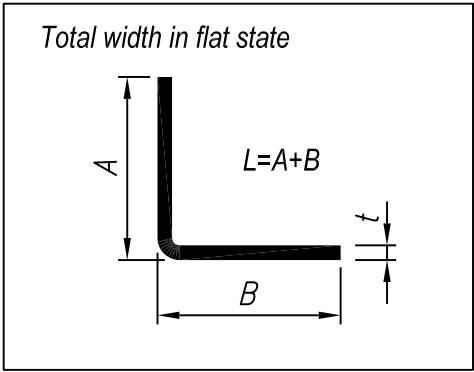
scale	1:1
-------	-----

drawing no.	21-02
-------------	-------

Change	A
--------	---

file	21-02.dwg
------	-----------

The designer makes the final decision regarding using the specific solution



\* - the dimension doesn't depend on the panel's thickness

1	- *	-	-	-	0.5	139	1250; 2000; 2500	0.55
LP	Panel's thickness $D$ [mm]	$A$ [mm]	$B$ [mm]	$K$ [°]	Steel thickness [mm]	Total width in flat state [mm]	Length [mm]	Weight of the article [kg/mb]

Projekt	-
---------	---

--

Content	Flashing 003 Drip strip
---------	----------------------------

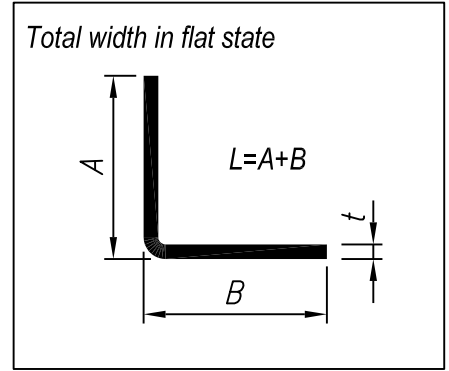
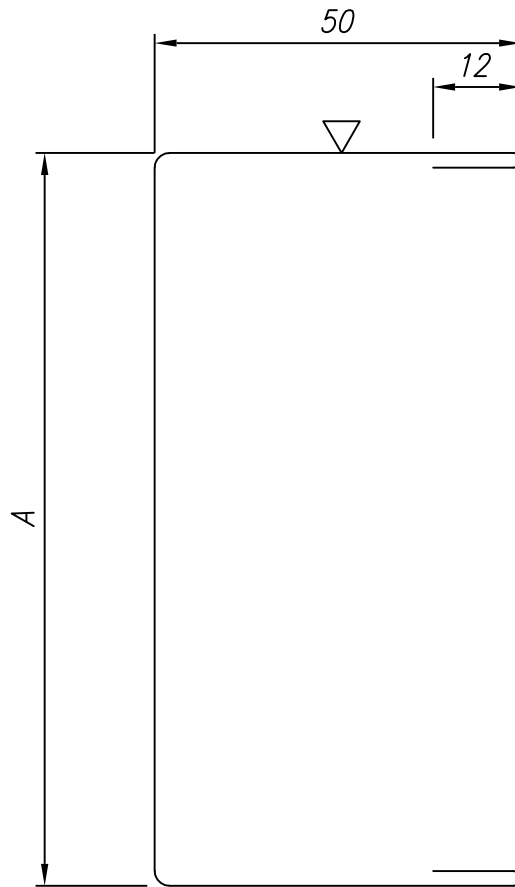
Designed by	EUROPANELS	Date	2021.03.31
-------------	------------	------	------------

Scale	1:1
-------	-----

Drawing no.	21-03	Change	A
-------------	-------	--------	---

File	21-03.dwg
------	-----------

The designer makes the final decision regarding using the specific solution



12	300	300	-	-	0.5	424	1250; 2000; 2500	1.66
11	250	250	-	-	0.5	374	1250; 2000; 2500	1.47
10	200	200	-	-	0.5	324	1250; 2000; 2500	1.27
9	160	160	-	-	0.5	284	1250; 2000; 2500	1.11
8	150	150	-	-	0.5	274	1250; 2000; 2500	1.08
7	125	125	-	-	0.5	249	1250; 2000; 2500	0.98
6	120	120	-	-	0.5	244	1250; 2000; 2500	0.96
5	100	100	-	-	0.5	224	1250; 2000; 2500	0.88
4	80	80	-	-	0.5	204	1250; 2000; 2500	0.80
3	75	75	-	-	0.5	199	1250; 2000; 2500	0.78
2	60	60	-	-	0.5	184	1250; 2000; 2500	0.72
1	50	50	-	-	0.5	174	1250; 2000; 2500	0.68
LP	Panel's thickness D [mm]	A [mm]	B [mm]	K [°]	Steel thickness [mm]	Total width in flat state [mm]	Length [mm]	Weight of the article [kg/mb]

Projekt	-
	-

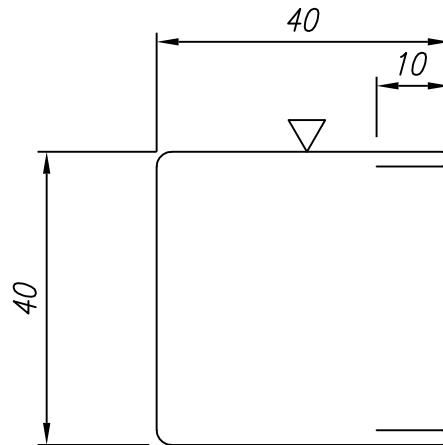
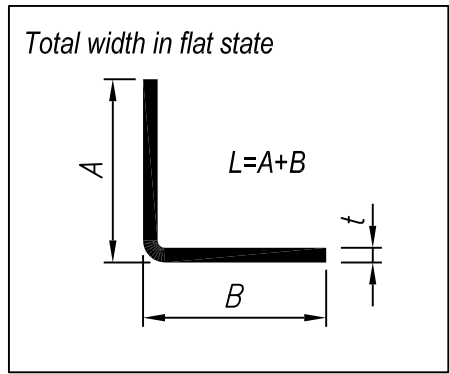
Content	Flashing 004 Masking C profile
---------	-----------------------------------

Designed by	EUROPANELS	Date	2021.03.31
-------------	------------	------	------------

Drawing no.	21-04	Change	A
-------------	-------	--------	---

Scale	1:1
File	21-04.dwg

The designer makes the final decision regarding using the specific solution



1	40	40	-	-	0.5	140	1250; 2000; 2500	0.55
LP	Panel's thickness D [mm]	A [mm]	B [mm]	K [°]	Steel thickness [mm]	Total width in flat state [mm]	Length [mm]	Weight of the article [kg/mb]

Projekt	-
---------	---

Content	Flashing 004A Masking C profile
---------	------------------------------------

Designed by	EUROPANELS	Date	2021.03.31
-------------	------------	------	------------

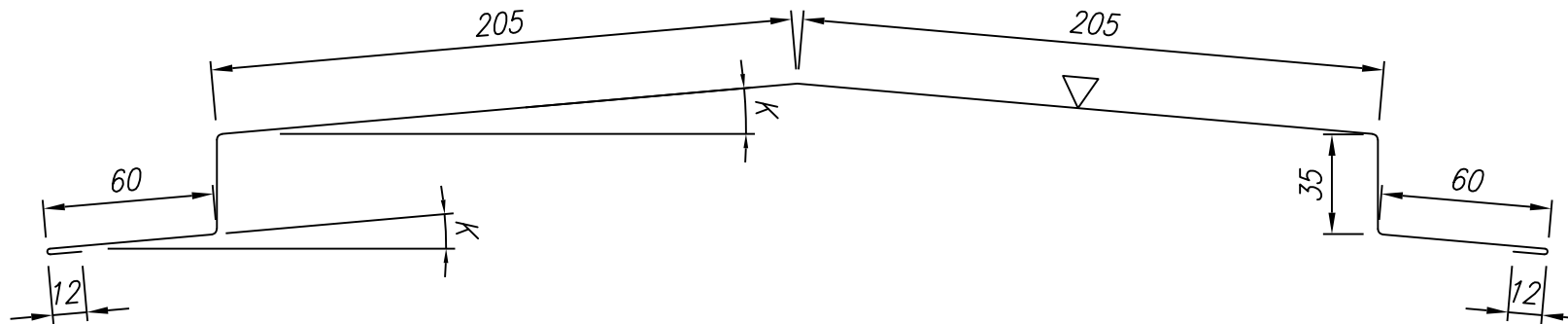
Drawing no.	21-04	Change	A
-------------	-------	--------	---

--	--

Scale	1:1
-------	-----

File	21-04A.dwg
------	------------

The designer makes the final decision regarding using the specific solution

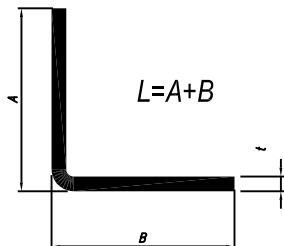


\*\* - Angular dimension based on the customer's order

\* - The dimension doesn't depend on the panel's thickness

1	- *	-	-	**	0.5	624	1250; 2000; 2500	2.45
LP	Panel's thickness D [mm]	A [mm]	B [mm]	K [°]	Steel thickness [mm]	Total width in flat state [mm]	Length [mm]	Weight of the article [kg/mb]

Total width in flat state



Projekt	-
	-

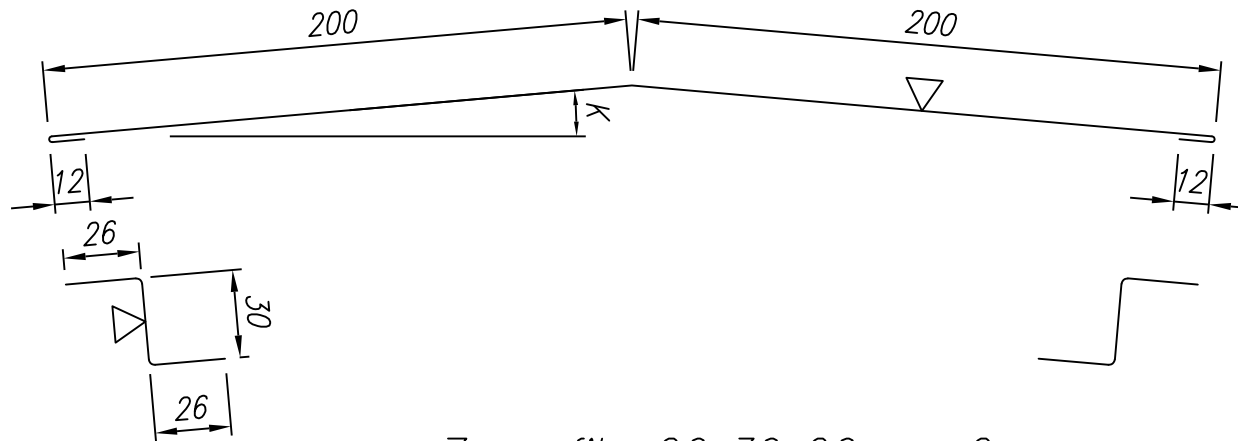
Content	Flashing 005 External roof ridge
---------	-------------------------------------

Designed by	EUROPANELS	Date	2021.03.31
-------------	------------	------	------------

Drawing no.	21-05	Change	A
-------------	-------	--------	---

Scale	1:2.5
File	21-05.dwg

The designer makes the final decision regarding using the specific solution



### Z-profile 26x30x26 - x2

\* - The dimension doesn't depend on the panel's thickness

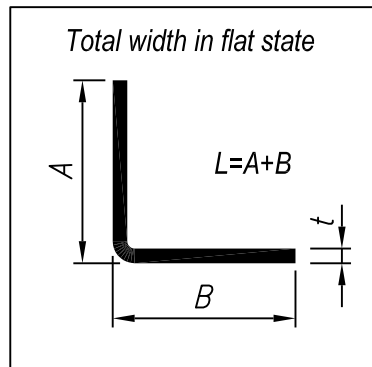
0	- *	-	-	-	0.5	82	1180	0.32
LP	Panel's thickness [mm]	A [mm]	B [mm]	K [°]	Steel thickness [mm]	Total width [mm]	Length [mm]	Weight [kg/mb]

### Flashing 005A

\*\* - Angular dimension based on the customer's order

\* - The dimension doesn't depend on the panel's thickness

1	- *	-	-	**	0.5	424	1250; 2000; 2500	1.66
LP	Panel's thickness [mm]	A [mm]	B [mm]	K [°]	Steel thickness [mm]	Total width [mm]	Length [mm]	Weight [kg/mb]



Projekt	-
	-

Content	Flashing 005A External roof ridge
---------	--------------------------------------

Designed by	EUROPANELS	Date	2021.03.31
-------------	------------	------	------------

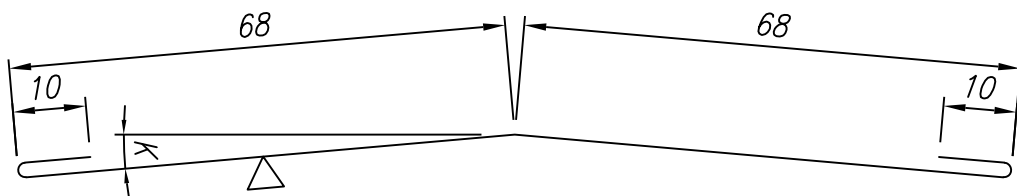
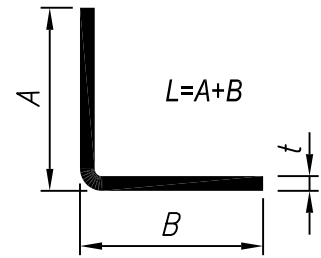
Drawing no.	21-05A	Change	A
-------------	--------	--------	---

Scale	1:2.5
File	21-05A.dwg

The designer makes the final decision regarding using the specific solution



Total width in flat state



\*\* – Angular dimension based on the customer's order

\* – The dimension doesn't depend on the panel's thickness


1	– *	–	–	**	0.5	156	1250; 2000; 2500	0.61
LP	Panel's thickness D [mm]	A [mm]	B [mm]	K [°]	Steel thickness [mm]	Total width in flat state [mm]	Length [mm]	Weight of the article [kg/mb]

Projekt	–
---------	---

Content	Flashing 006 Internal roof ridge
---------	-------------------------------------

Designed by	EUROPANELS	Date	2021.03.31
-------------	------------	------	------------

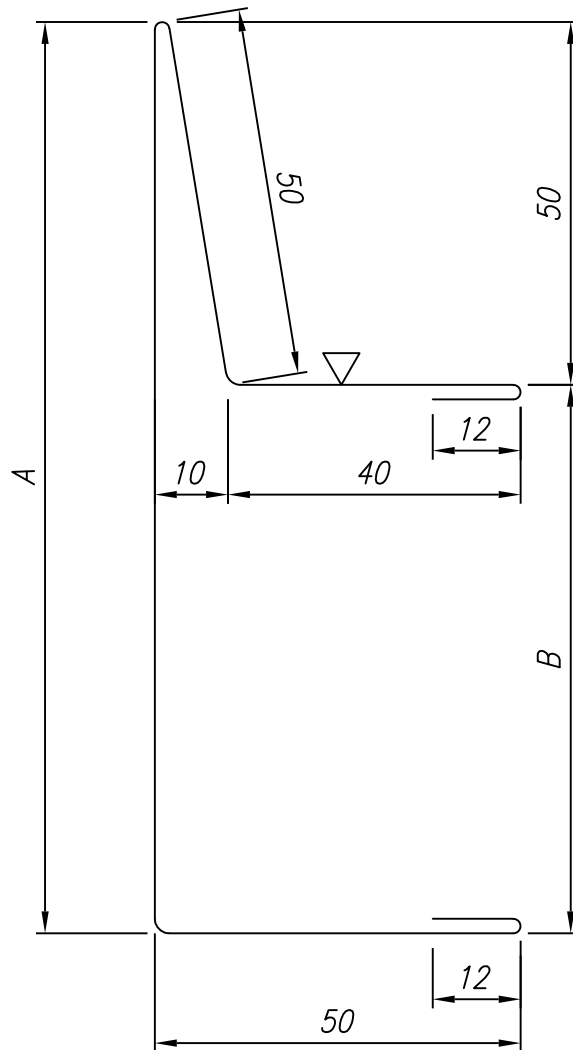
Drawing no.	21-06	Change	A
-------------	-------	--------	---



Scale	1:1
-------	-----

File	21-06.dwg
------	-----------

The designer makes the final decision regarding using the specific solution



12	300	350	-	-	0.5	514	1250; 2000; 2500	2.02
11	250	300	-	-	0.5	464	1250; 2000; 2500	1.82
10	200	250	-	-	0.5	414	1250; 2000; 2500	1.62
9	150	200	-	-	0.5	364	1250; 2000; 2500	1.43
8	125	175	-	-	0.5	339	1250; 2000; 2500	1.33
7	120	170	-	-	0.5	334	1250; 2000; 2500	1.31
6	100	150	-	-	0.5	314	1250; 2000; 2500	1.23
5	80	130	-	-	0.5	294	1250; 2000; 2500	1.15
4	75	125	-	-	0.5	289	1250; 2000; 2500	1.13
3	60	110	-	-	0.5	274	1250; 2000; 2500	1.08
2	50	100	-	-	0.5	264	1250; 2000; 2500	1.04
1	40	90	-	-	0.5	254	1250; 2000; 2500	1.00
LP	Panel thickness D [mm]	A [mm]	B [mm]	K [°]	Steel thickness [mm]	Width of steel [mm]	Length [mm]	Weight [kg/mb]

Project	-
---------	---

Content	Flashing 007 Masking flashing
---------	----------------------------------

Designed by	Europanel
-------------	-----------

Date	2010.07.25
------	------------

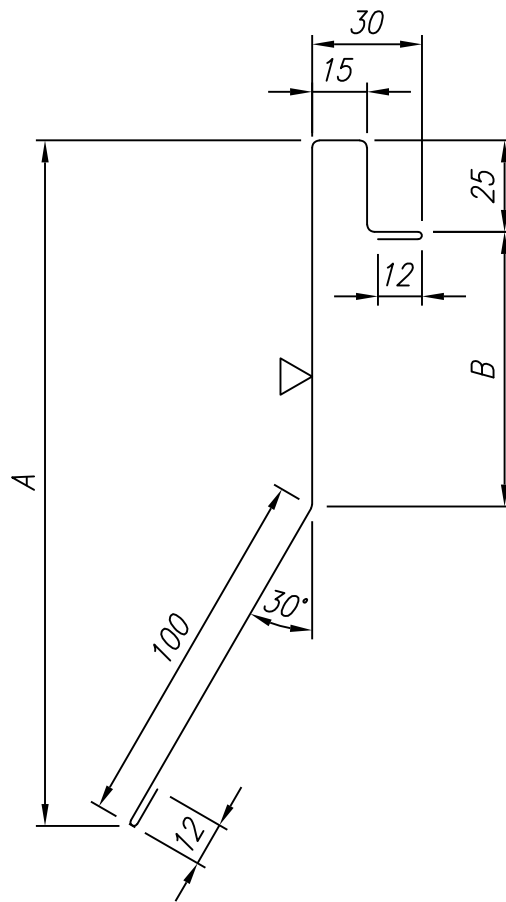
Scale	1:1
-------	-----

Drawing no.	21-07
-------------	-------

Change	A
--------	---

File	21-07.dwg
------	-----------

The designer makes the final decision regarding using the specific solution



12	300	412	300	-	0.5	504	1250; 2000; 2500	1.98
11	250	362	250	-	0.5	454	1250; 2000; 2500	1.78
10	200	312	200	-	0.5	404	1250; 2000; 2500	1.59
9	150	262	150	-	0.5	354	1250; 2000; 2500	1.39
8	125	237	125	-	0.5	329	1250; 2000; 2500	1.29
7	120	232	120	-	0.5	324	1250; 2000; 2500	1.27
6	100	212	100	-	0.5	304	1250; 2000; 2500	1.19
5	80	192	80	-	0.5	284	1250; 2000; 2500	1.11
4	75	187	75	-	0.5	279	1250; 2000; 2500	1.10
3	60	172	60	-	0.5	264	1250; 2000; 2500	1.04
2	50	162	50	-	0.5	254	1250; 2000; 2500	1.00
1	40	152	40	-	0.5	244	1250; 2000; 2500	0.96
LP	Panel thickness D [mm]	~A [mm]	B [mm]	K [°]	Steel thickness [mm]	Width of steel [mm]	Length [mm]	Weight [kg/mb]

Project	-
---------	---

Content	Flashing 007A Masking flashing
---------	-----------------------------------

Designed by	Europanel	Date	2010.07.25
-------------	-----------	------	------------

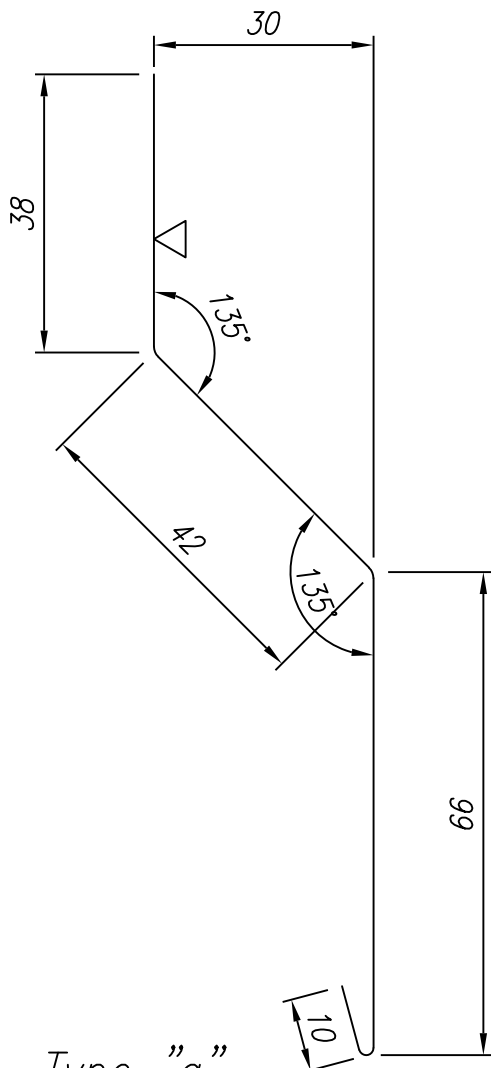
Drawing no.	21-07A	Change	A
-------------	--------	--------	---

Scale	1:2
-------	-----

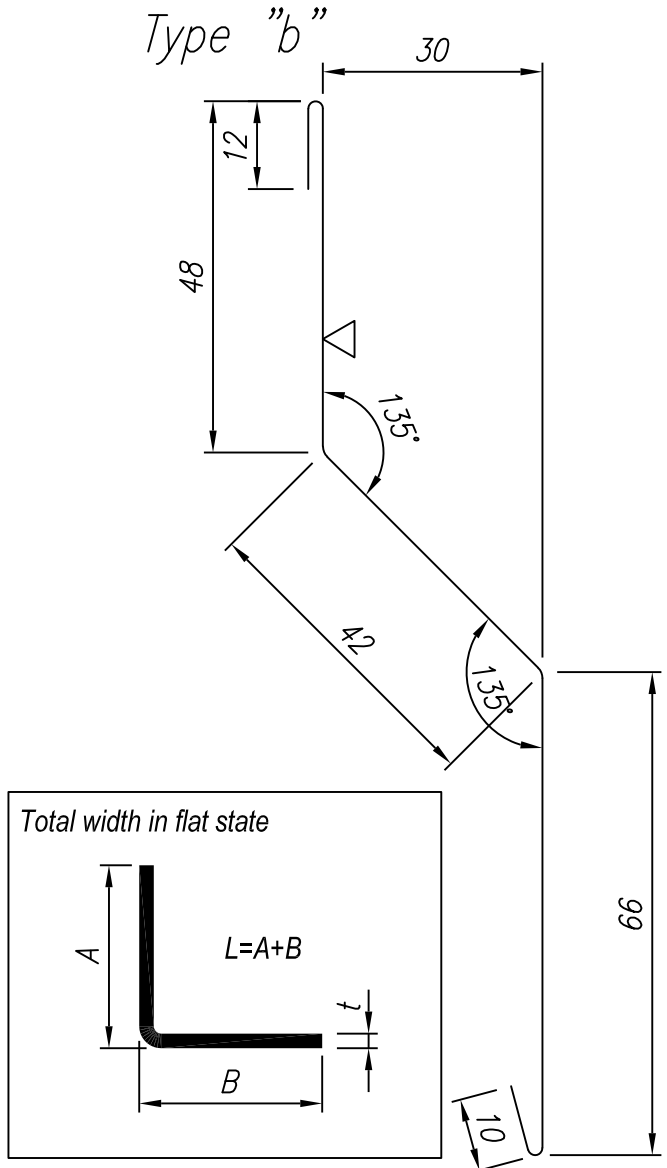
File	21-07A.dwg
------	------------

The designer makes the final decision regarding using the specific solution

Type "a"



Type "b"



Type "a"

\* - The dimension doesn't depend on the panel's thickness

1	- *	-	-	-	0.5	156	1250; 2000; 2500	0.61
LP	Panel's thickness D [mm]	A [mm]	B [mm]	K [°]	Steel thickness [mm]	Total width in flat state [mm]	Length [mm]	Weight of the article [kg/mb]

Type "b"

\* - The dimension doesn't depend on the panel's thickness

1	- *	-	-	-	0.5	178	1250; 2000; 2500	0.70
LP	Panel's thickness D [mm]	A [mm]	B [mm]	K [°]	Steel thickness [mm]	Total width in flat state [mm]	Length [mm]	Weight of the article [kg/mb]

Projekt	-
---------	---

Content	Flashing 008 a/b Masking strip
---------	-----------------------------------

Designed by	EUROPANELS
-------------	------------

Date	2021.03.31
------	------------

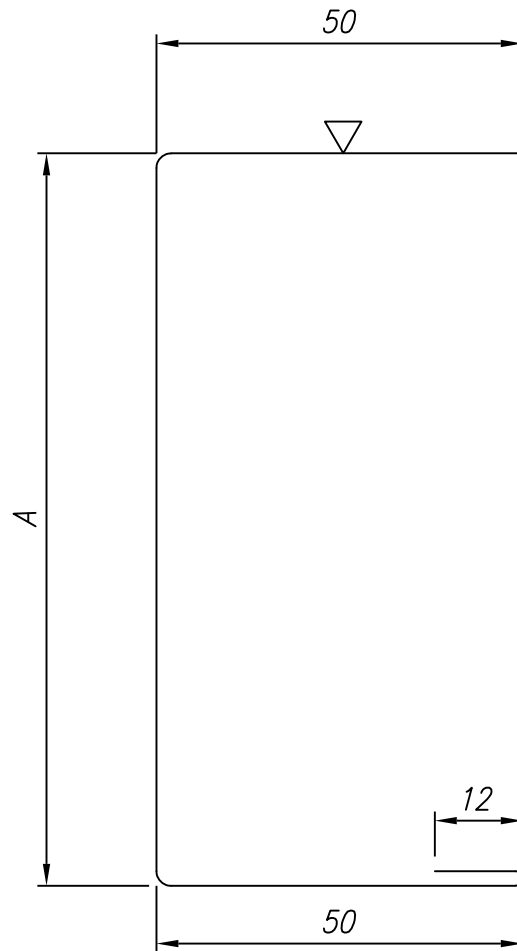
Scale	1:1
-------	-----

Drawing no.	21-08
-------------	-------

Change	A
--------	---

File	21-08.dwg
------	-----------

The designer makes the final decision regarding using the specific solution



14	300	300	-	-	0.5	412	1250; 2000; 2500	1.62
13	250	250	-	-	0.5	362	1250; 2000; 2500	1.42
12	200	200	-	-	0.5	312	1250; 2000; 2500	1.22
11	165	165	-	-	0.5	277	1250; 2000; 2500	1.09
10	150	150	-	-	0.5	262	1250; 2000; 2500	1.03
9	145	145	-	-	0.5	257	1250; 2000; 2500	1.01
8	125	125	-	-	0.5	237	1250; 2000; 2500	0.93
7	120	120	-	-	0.5	232	1250; 2000; 2500	0.91
6	100	100	-	-	0.5	212	1250; 2000; 2500	0.83
5	80	80	-	-	0.5	192	1250; 2000; 2500	0.75
4	75	75	-	-	0.5	187	1250; 2000; 2500	0.73
3	60	60	-	-	0.5	172	1250; 2000; 2500	0.68
2	50	50	-	-	0.5	162	1250; 2000; 2500	0.64
1	40	40	-	-	0.5	152	1250; 2000; 2500	0.60
LP	Panel's thickness [mm]	A [mm]	B [mm]	K [°]	Steel thickness [mm]	Total width [mm]	Length [mm]	Weight [kg/mb]

Projekt	-
---------	---

Content	Flashing 009 C profile
---------	---------------------------

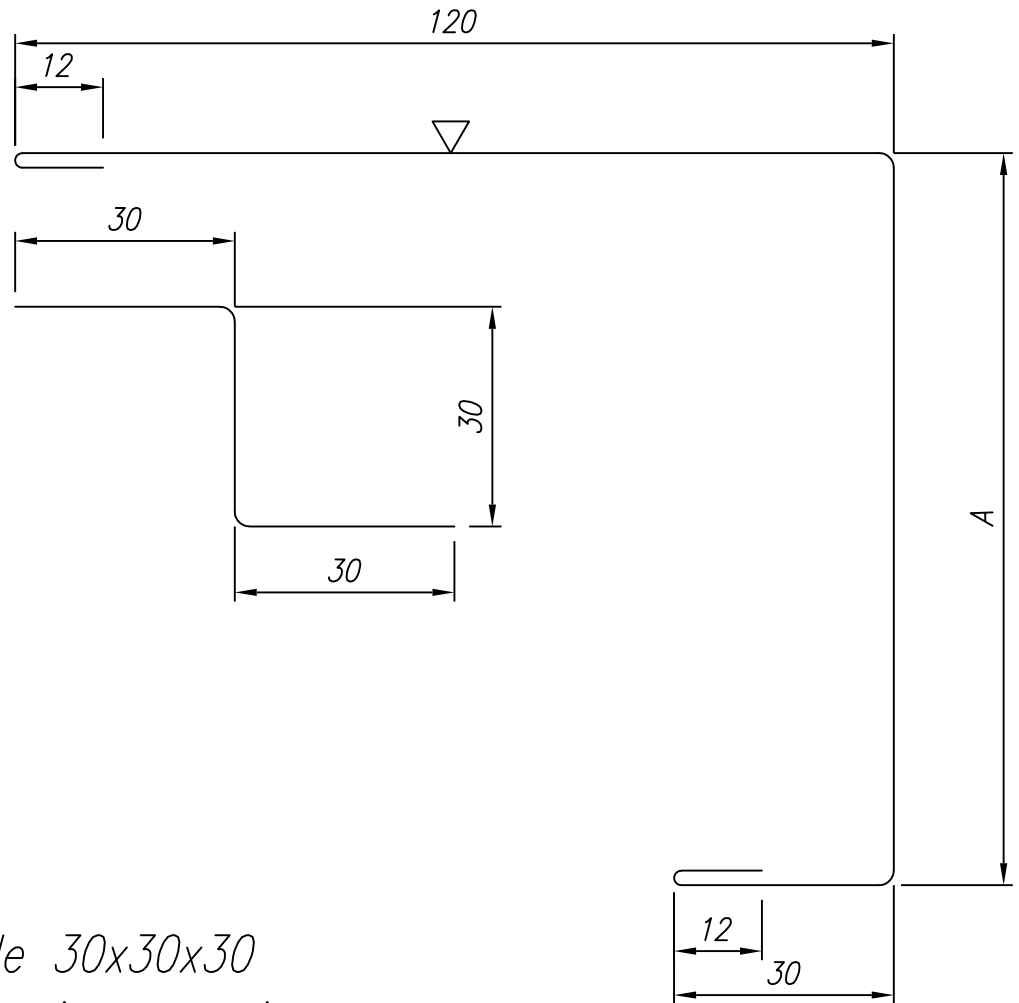
Designed by	EUROPANELS	Date	2017.09.05
-------------	------------	------	------------

Drawing no.	21-09	Change	A
-------------	-------	--------	---

Scale	1:1
-------	-----

File	21-09.dwg
------	-----------

The designer makes the final decision regarding using the specific solution



## Z-profile 30x30x30

\* - the dimension doesn't depend on the panel's thickness

0	- *	-	-	-	0.5	90	1180; 1250; 2000; 2500	0.35
LP	Panel thickness D [mm]	A [mm]	B [mm]	K [°]	Steel thickness [mm]	Width of steel [mm]	Length [mm]	Weight [kg/mb]

## Flashing 009A

8	300	330	-	-	0.5	504	1250; 2000; 2500	1.98
7	250	280	-	-	0.5	454	1250; 2000; 2500	1.78
6	200	230	-	-	0.5	404	1250; 2000; 2500	1.59
5	150	180	-	-	0.5	354	1250; 2000; 2500	1.39
4	125	155	-	-	0.5	329	1250; 2000; 2500	1.29
3	100	130	-	-	0.5	304	1250; 2000; 2500	1.19
2	75	105	-	-	0.5	279	1250; 2000; 2500	1.10
1	50	80	-	-	0.5	254	1250; 2000; 2500	1.00
LP	Panel thickness D [mm]	A [mm]	B [mm]	K [°]	Steel thickness [mm]	Width of steel [mm]	Length [mm]	Weight [kg/mb]

Project	-
---------	---

Content	Flashing 009A C profile
---------	----------------------------

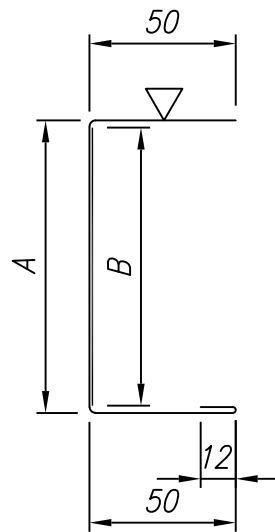
Designed by	Europanel	Date	2010.09.26
-------------	-----------	------	------------

Drawing no.	21-09A	Change	A
-------------	--------	--------	---

Scale	1:1
-------	-----

File	21-09A.dwg
------	------------

The designer makes the final decision regarding using the specific solution



12	300	300	295	–	0.5	412	2000	1.62
					1.0	295	2000	2.32
11	250	250	245	–	0.5	362	2000	1.42
					1.0	245	2000	1.92
10	200	200	195	–	0.5	312	2000	1.22
					1.0	195	2000	1.53
9	150	150	145	–	0.5	262	2000	1.03
					1.0	145	2000	1.14
8	125	125	120	–	0.5	237	2000	0.93
					1.0	120	2000	0.94
7	120	120	115	–	0.5	232	2000	0.91
					1.0	115	2000	0.90
6	100	100	95	–	0.5	212	2000	0.83
					1.0	95	2000	0.75
5	80	80	75	–	0.5	192	2000	0.75
					1.0	75	2000	0.59
4	75	75	70	–	0.5	187	2000	0.73
					1.0	70	2000	0.55
3	60	60	55	–	0.5	172	2000	0.68
					1.0	55	2000	0.43
2	50	50	45	–	0.5	162	2000	0.64
					1.0	45	2000	0.35
1	40	40	35	–	0.5	152	2000	0.60
					1.0	35	2000	0.27
LP	Panel thickness D [mm]	A [mm]	B [mm]	K [°]	Steel thickness [mm]	Width of steel [mm]	Length [mm]	Weight [kg/mb]

Project	–
	–

Content	Flashing 009B C profile
---------	----------------------------

Designed by	Europanel
-------------	-----------

Date	2010.07.25
------	------------

Scale	1:2.5
-------	-------

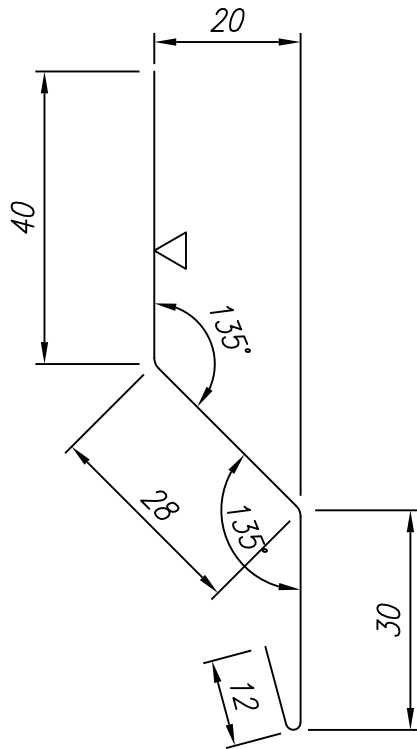
Drawing no.	21-09B
-------------	--------

Change	A
--------	---

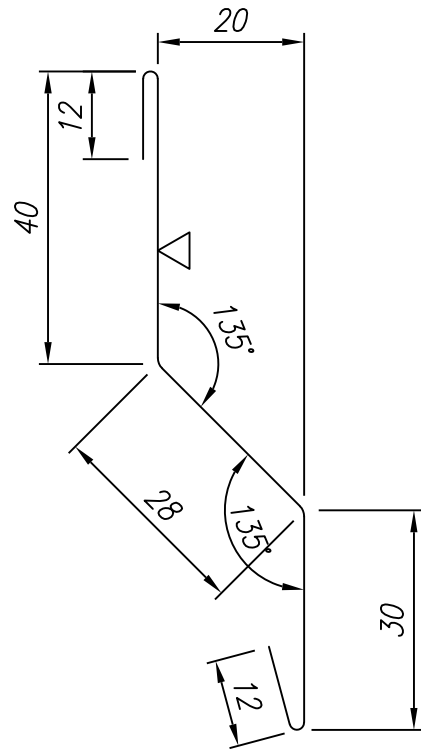
File	21-09B.dwg
------	------------

The designer makes the final decision regarding using the specific solution

Type "a"



Type "b"



Type "a"

\* - the dimension doesn't depend on the panel's thickness

1	- *	-	-	-	0.5	110	1250; 2000; 2500	0.43
LP	Panel thickness [mm]	A [mm]	B [mm]	K [°]	Steel thickness [mm]	width of steel [mm]	length [mm]	weight [kg/mb]

Type "b"

\* - the dimension doesn't depend on the panel's thickness

1	- *	-	-	-	0.5	122	1250; 2000; 2500	0.48
LP	Panel thickness [mm]	A [mm]	B [mm]	K [°]	Steel thickness [mm]	width of steel [mm]	length [mm]	weight [kg/mb]

Project	-
---------	---

Content	Flashing 010 a/b Masking strip
---------	-----------------------------------

designed by	Europanel
-------------	-----------

Date	2010.07.25
------	------------

drawing no.	21-10
-------------	-------

Change	A
--------	---

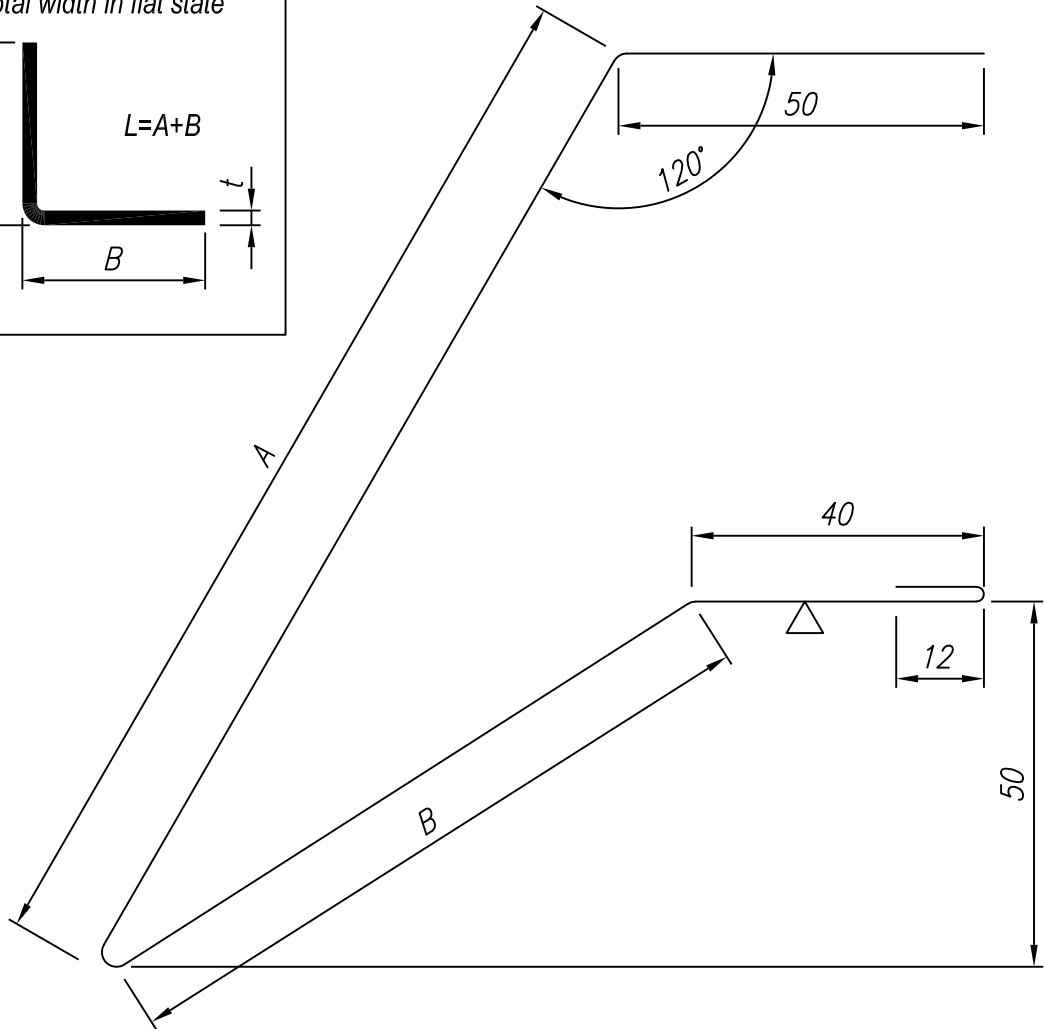
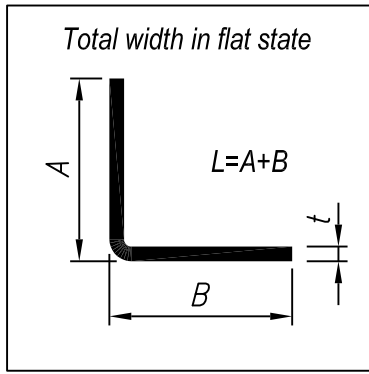
--	--

scale	1:1
-------	-----

file	21-10.dwg
------	-----------

The designer makes the final decision regarding using the specific solution





14	300	404	218	-	0.5	724	1250; 2000; 2500	2.84
13	250	346	190	-	0.5	638	1250; 2000; 2500	2.51
12	200	289	162	-	0.5	553	1250; 2000; 2500	2.17
11	165	248	143	-	0.5	493	1250; 2000; 2500	1.94
10	150	231	135	-	0.5	468	1250; 2000; 2500	1.84
9	145	225	132	-	0.5	460	1250; 2000; 2500	1.80
8	125	202	122	-	0.5	426	1250; 2000; 2500	1.67
7	120	196	119	-	0.5	417	1250; 2000; 2500	1.64
6	100	173	109	-	0.5	384	1250; 2000; 2500	1.51
5	80	150	99	-	0.5	351	1250; 2000; 2500	1.38
4	75	144	96	-	0.5	343	1250; 2000; 2500	1.34
3	60	127	89	-	0.5	318	1250; 2000; 2500	1.25
2	50	115	84	-	0.5	302	1250; 2000; 2500	1.18
1	40	104	80	-	0.5	286	1250; 2000; 2500	1.12
LP	Panel's thickness [mm]	~A [mm]	~B [mm]	K [°]	Steel thickness [mm]	Total width [mm]	Length [mm]	Weight [kg/mb]

Projekt	-
---------	---

Content	Flashing 011 Drip cap flashing
---------	-----------------------------------

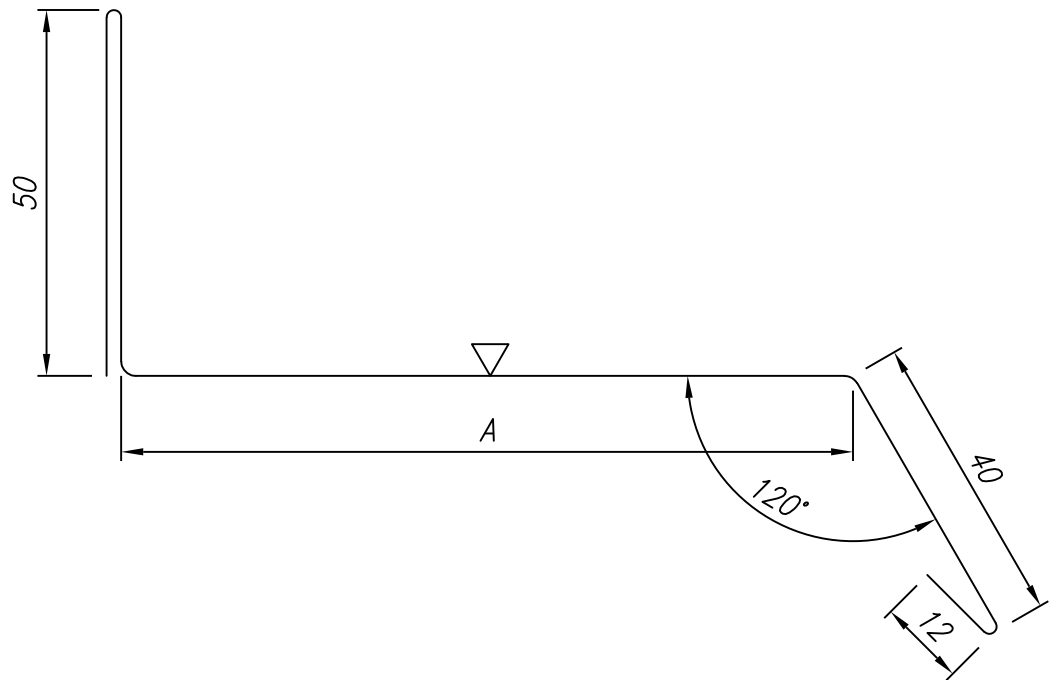
Designed by	EUROPANELS	Date	2017.09.05
-------------	------------	------	------------

Drawing no.	21-11	Change	A
-------------	-------	--------	---

Scale	1:1
-------	-----

File	21-11.dwg
------	-----------

The designer makes the final decision regarding using the specific solution



13	300	330	-	-	0.5	482	1250; 2000; 2500	1.89
12	250	280	-	-	0.5	432	1250; 2000; 2500	1.70
11	200	230	-	-	0.5	382	1250; 2000; 2500	1.50
10	160	190	-	-	0.5	342	1250; 2000; 2500	1.34
9	150	180	-	-	0.5	332	1250; 2000; 2500	1.30
8	125	155	-	-	0.5	307	1250; 2000; 2500	1.20
7	120	150	-	-	0.5	302	1250; 2000; 2500	1.19
6	100	130	-	-	0.5	282	1250; 2000; 2500	1.11
5	80	110	-	-	0.5	262	1250; 2000; 2500	1.03
4	75	105	-	-	0.5	257	1250; 2000; 2500	1.01
3	60	90	-	-	0.5	242	1250; 2000; 2500	0.95
2	50	80	-	-	0.5	232	1250; 2000; 2500	0.91
1	40	70	-	-	0.5	222	1250; 2000; 2500	0.87
LP	Panel thickness [mm]	A [mm]	B [mm]	K [°]	Steel thickness [mm]	width of steel [mm]	length [mm]	weight [kg/mb]

Project	-
---------	---

Content	Flashing 013 Starting strip
---------	--------------------------------

designed by	Europanel
-------------	-----------

Date	2010.07.25
------	------------

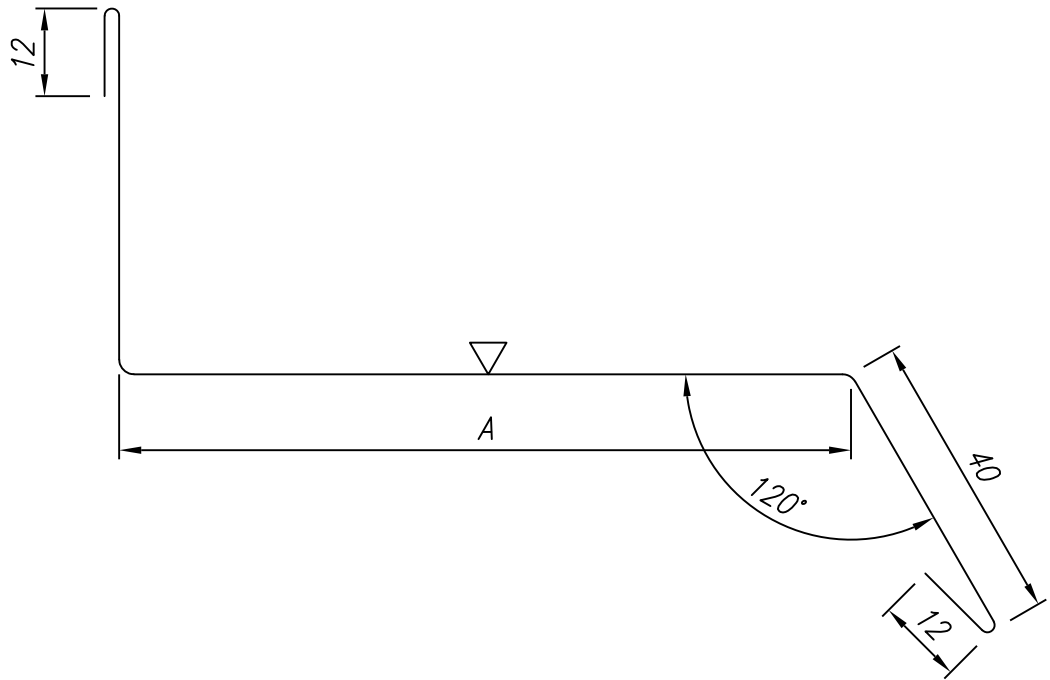
drawing no.	21-13
-------------	-------

Change	A
--------	---

scale	1:1
-------	-----

file	21-13.dwg
------	-----------

The designer makes the final decision regarding using the specific solution



13	300	330	-	-	0.5	444	1250; 2000; 2500	1.74
12	250	280	-	-	0.5	394	1250; 2000; 2500	1.55
11	200	230	-	-	0.5	344	1250; 2000; 2500	1.35
10	160	190	-	-	0.5	304	1250; 2000; 2500	1.19
9	150	180	-	-	0.5	294	1250; 2000; 2500	1.15
8	125	155	-	-	0.5	269	1250; 2000; 2500	1.06
7	120	150	-	-	0.5	264	1250; 2000; 2500	1.04
6	100	130	-	-	0.5	244	1250; 2000; 2500	0.96
5	80	110	-	-	0.5	224	1250; 2000; 2500	0.88
4	75	105	-	-	0.5	219	1250; 2000; 2500	0.86
3	60	90	-	-	0.5	204	1250; 2000; 2500	0.80
2	50	80	-	-	0.5	194	1250; 2000; 2500	0.76
1	40	70	-	-	0.5	184	1250; 2000; 2500	0.72
LP	Panel thickness D [mm]	A [mm]	B [mm]	K [°]	Steel thickness [mm]	width of steel [mm]	length [mm]	weight [kg/mb]

Project	-
---------	---

Content	Flashing 013 A Starting strip
---------	----------------------------------

designed by	Europanel
-------------	-----------

Date	2013.07.10
------	------------

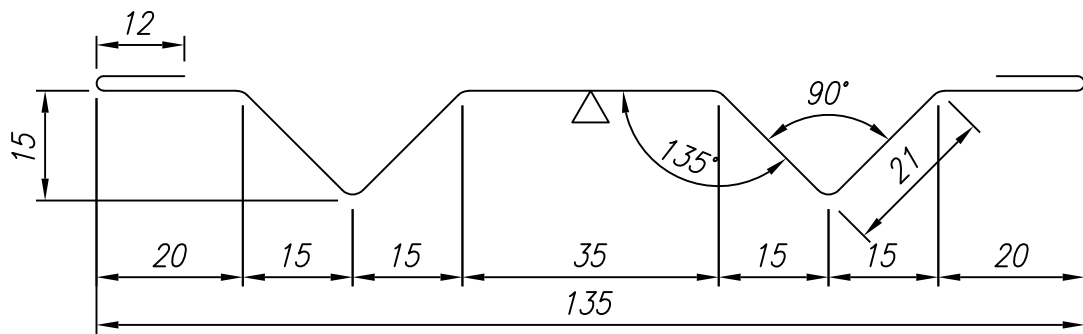
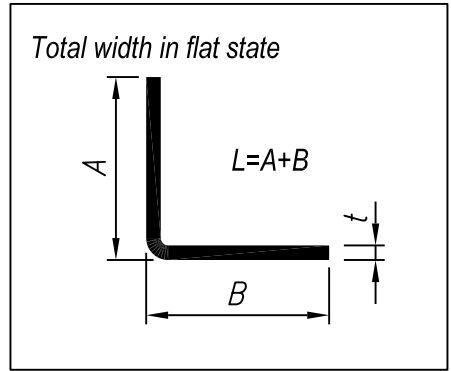
scale	1:1
-------	-----

drawing no.	21-13 A
-------------	---------

Change	A
--------	---

file	21-13_A.dwg
------	-------------

The designer makes the final decision regarding using the specific solution



\* - The dimension doesn't depend on the panel's thickness

1	- *	-	-		0.5	184	1250; 2000; 2500	0.72
LP	Panel's thickness D [mm]	A [mm]	B [mm]	K [°]	Steel thickness [mm]	Total width in flat state [mm]	Length [mm]	Weight of the article [kg/mb]

Projekt	-
---------	---

Content	Flashing 014 Starting strip
---------	--------------------------------

Designed by	EUROPANELS	Date	2021.03.31
-------------	------------	------	------------

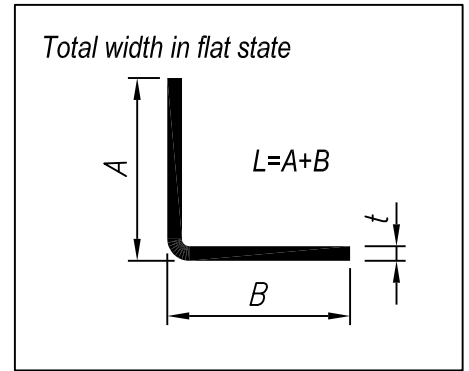
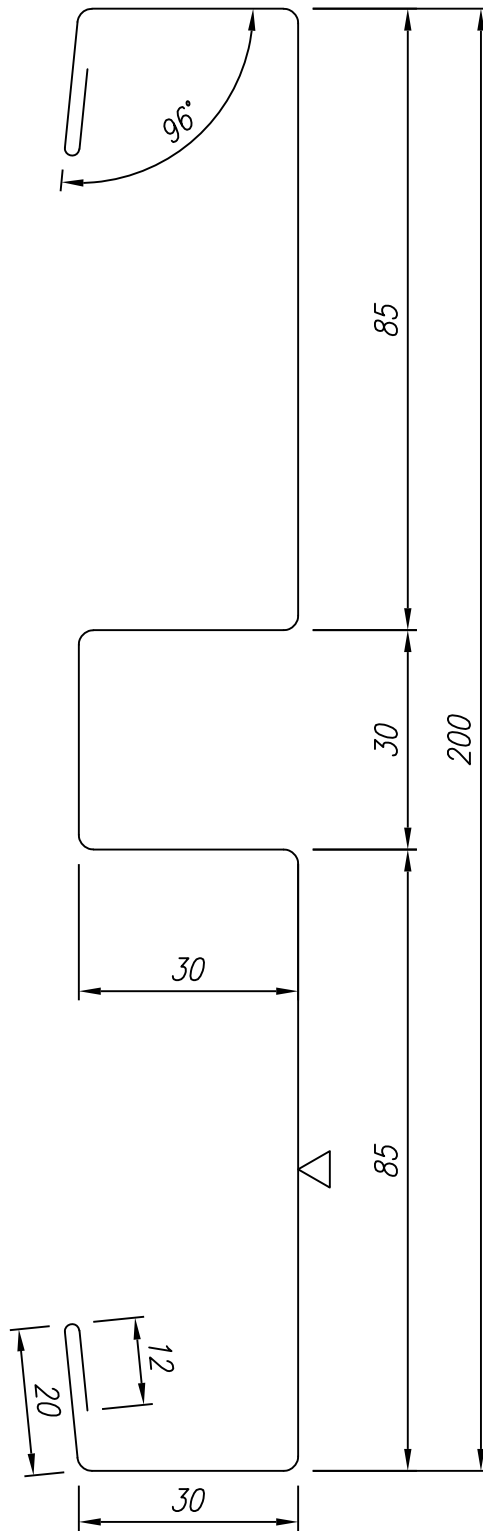
Drawing no.	21-14	Change	A
-------------	-------	--------	---

--	--

Scale	1:1
-------	-----

File	21-14.dwg
------	-----------

The designer makes the final decision regarding using the specific solution



\* - The dimension doesn't depend on the panel's thickness

1	- *	-	-		0.5	384	1250; 2000; 2500	1.51
LP	Panel's thickness D [mm]	A [mm]	B [mm]	K [°]	Steel thickness [mm]	Total width in flat state [mm]	Length [mm]	Weight of the article [kg/mb]

Projekt	-
---------	---

Content	Flashing 015 Panels connection cover
---------	---

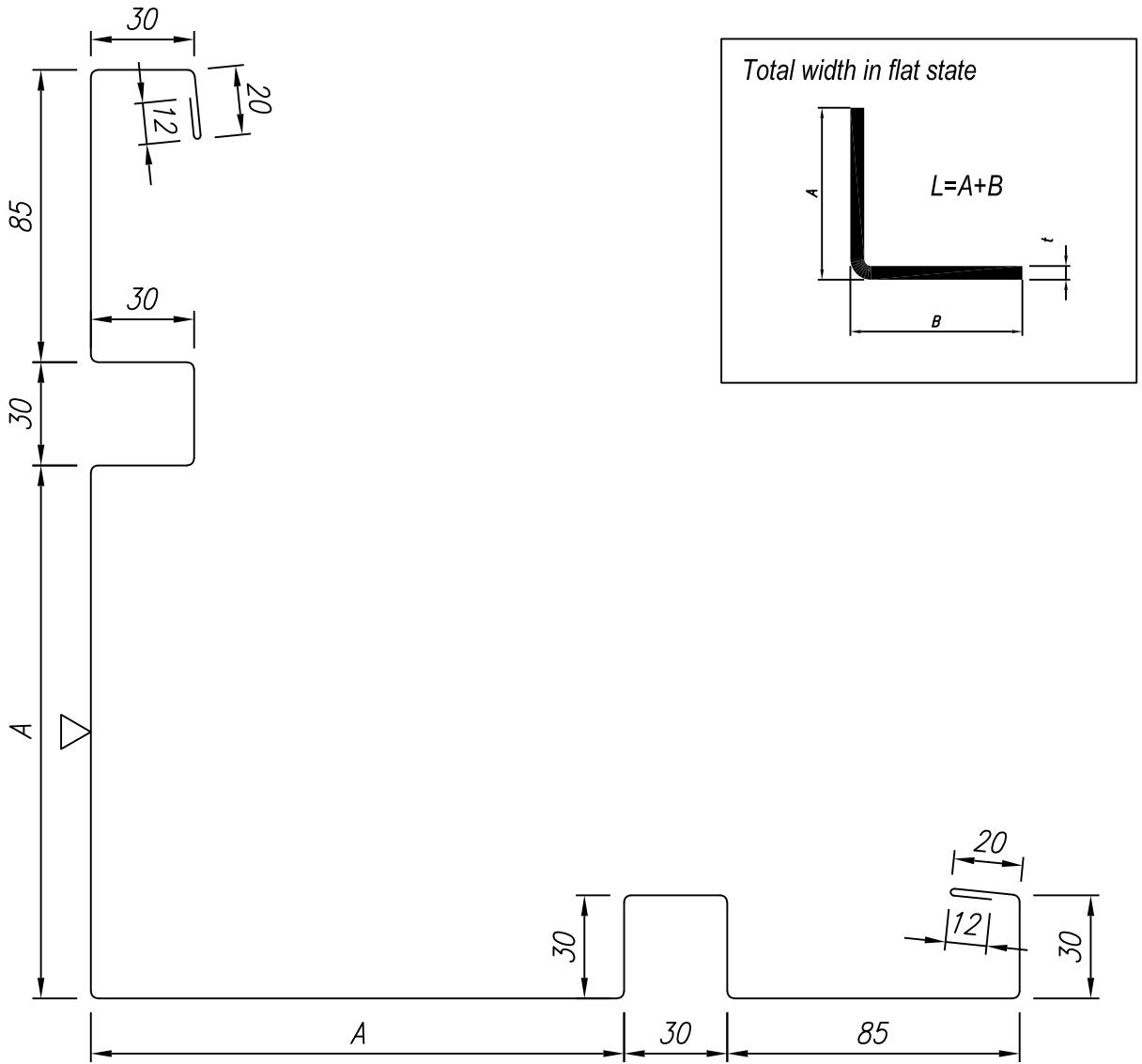
Designed by	EUROPANELS	Date	2021.03.31
-------------	------------	------	------------

Drawing no.	21-15	Change	A
-------------	-------	--------	---

Scale	1:1
-------	-----

File	21-15.dwg
------	-----------

The designer makes the final decision regarding using the specific solution



13	300	355	-	-	0.5	1184	1250; 2000; 2500	4.65
12	250	305	-	-	0.5	1084	1250; 2000; 2500	4.25
11	200	255	-	-	0.5	984	1250; 2000; 2500	3.86
10	160	215	-	-	0.5	904	1250; 2000; 2500	3.55
9	150	205	-	-	0.5	884	1250; 2000; 2500	3.47
8	125	180	-	-	0.5	834	1250; 2000; 2500	3.27
7	120	175	-	-	0.5	824	1250; 2000; 2500	3.23
6	100	155	-	-	0.5	784	1250; 2000; 2500	3.08
5	80	135	-	-	0.5	744	1250; 2000; 2500	2.92
4	75	130	-	-	0.5	734	1250; 2000; 2500	2.88
3	60	115	-	-	0.5	704	1250; 2000; 2500	2.76
2	50	105	-	-	0.5	684	1250; 2000; 2500	2.68
1	40	95	-	-	0.5	664	1250; 2000; 2500	2.61
LP	Panel's thickness D [mm]	A [mm]	B [mm]	K [°]	Steel thickness [mm]	Total width in flat state [mm]	Length [mm]	Weight of the article [kg/mb]

Projekt	-
---------	---

Content	Flashing 016 External corner
---------	---------------------------------

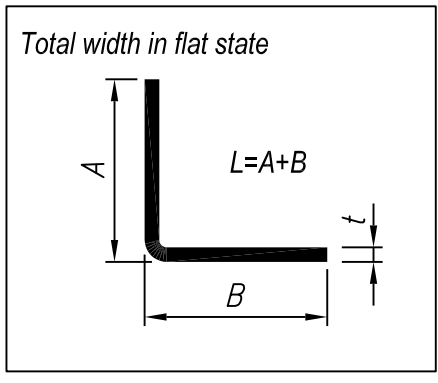
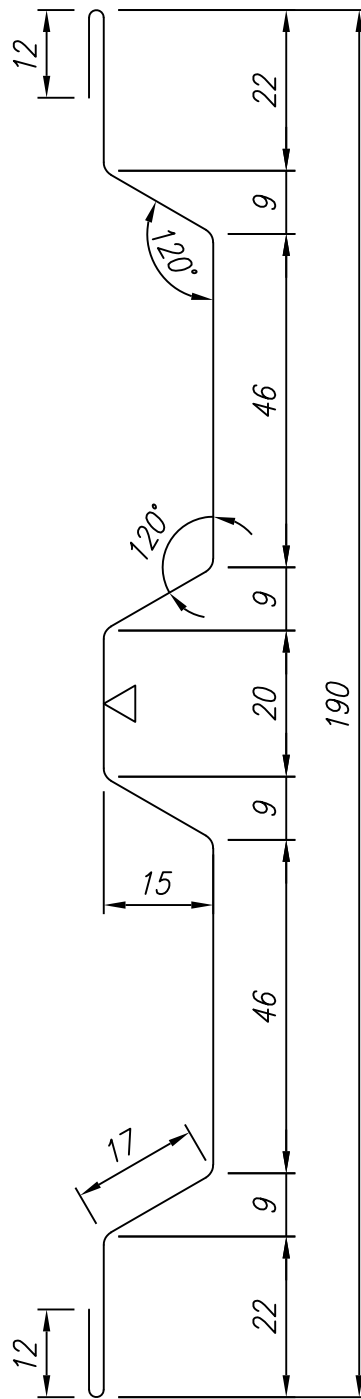
Designed by	EUROPANELS	Date	2021.03.31
-------------	------------	------	------------

Drawing no.	21-16	Change	A
-------------	-------	--------	---

Scale	1:2
-------	-----

File	21-16.dwg
------	-----------

The designer makes the final decision regarding using the specific solution



\* - the dimension doesn't depend on the panel's thickness


1	- *	-	-	-	0.5	139	1250; 2000; 2500	0.55
LP	Panel's thickness D [mm]	A [mm]	B [mm]	K [°]	Steel thickness [mm]	Total width in flat state [mm]	Length [mm]	Weight of the article [kg/mb]

Projekt	-
---------	---

Content	Flashing 017 Panels connection cover
---------	---

Designed by	EUROPANELS	Date	2021.03.31
-------------	------------	------	------------

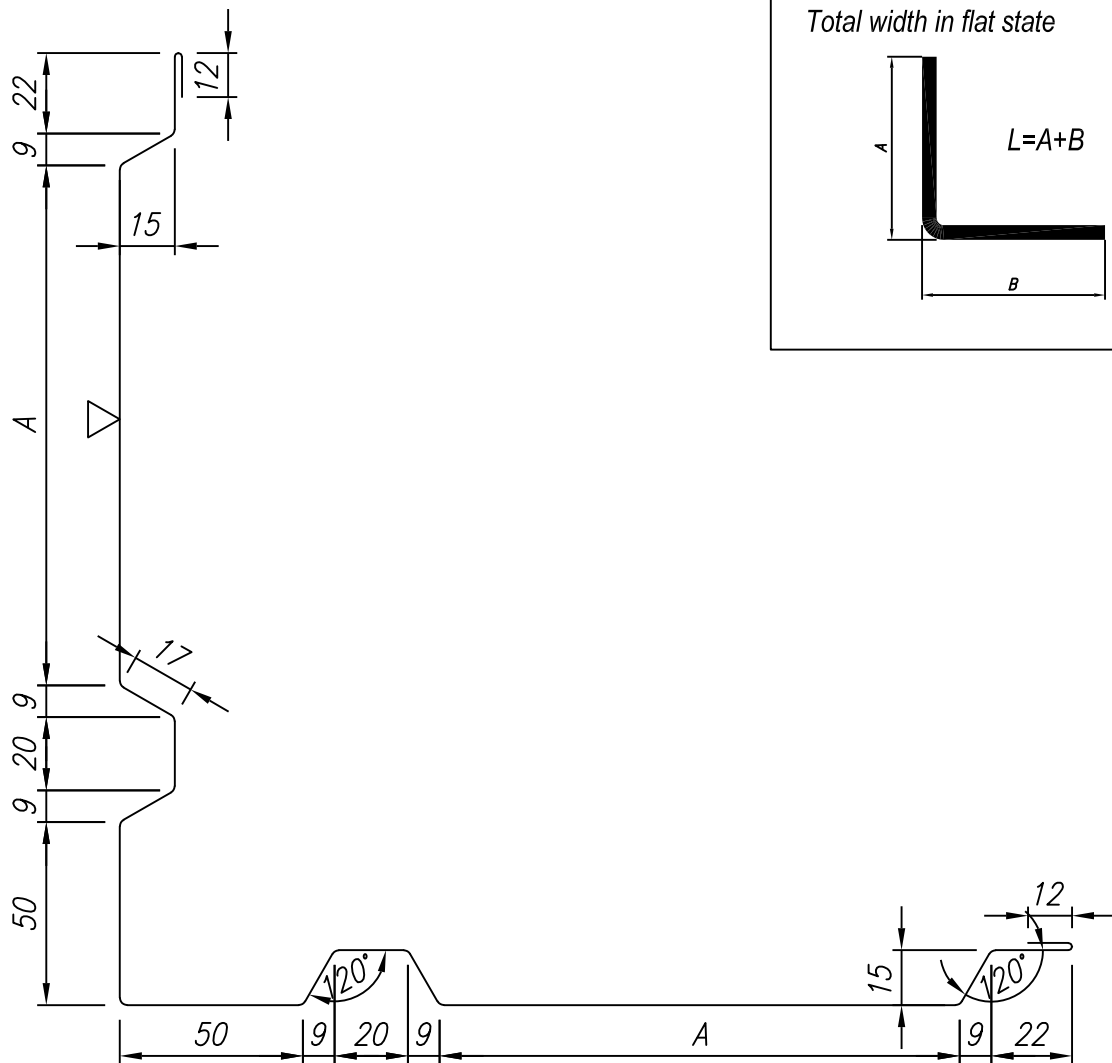
Drawing no.	21-17	Change	A
-------------	-------	--------	---



Scale	1:1
-------	-----

File	21-17.dwg
------	-----------

The designer makes the final decision regarding using the specific solution



13	300	342	-	-	0.5	996	1250; 2000; 2500	3.91
12	250	292	-	-	0.5	896	1250; 2000; 2500	3.52
11	200	242	-	-	0.5	796	1250; 2000; 2500	3.12
10	160	202	-	-	0.5	716	1250; 2000; 2500	2.81
9	150	192	-	-	0.5	696	1250; 2000; 2500	2.73
8	125	167	-	-	0.5	646	1250; 2000; 2500	2.54
7	120	162	-	-	0.5	636	1250; 2000; 2500	2.50
6	100	142	-	-	0.5	596	1250; 2000; 2500	2.34
5	80	122	-	-	0.5	556	1250; 2000; 2500	2.18
4	75	117	-	-	0.5	546	1250; 2000; 2500	2.14
3	60	102	-	-	0.5	516	1250; 2000; 2500	2.02
2	50	92	-	-	0.5	496	1250; 2000; 2500	1.95
1	40	82	-	-	0.5	476	1250; 2000; 2500	1.87
LP	Panel's thickness D [mm]	A [mm]	B [mm]	K [°]	Steel thickness [mm]	Total width in flat state [mm]	Length [mm]	Weight of the article [kg/mb]

Projekt -

Content Flashing 018  
External corner

Designed by EUROPANELS Date 2021.03.31

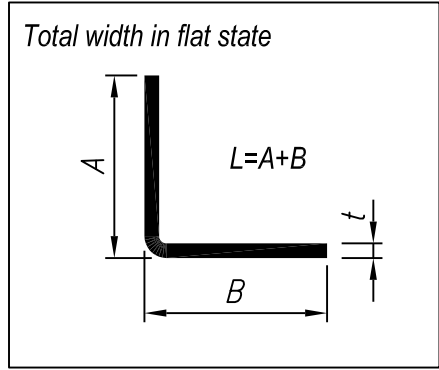
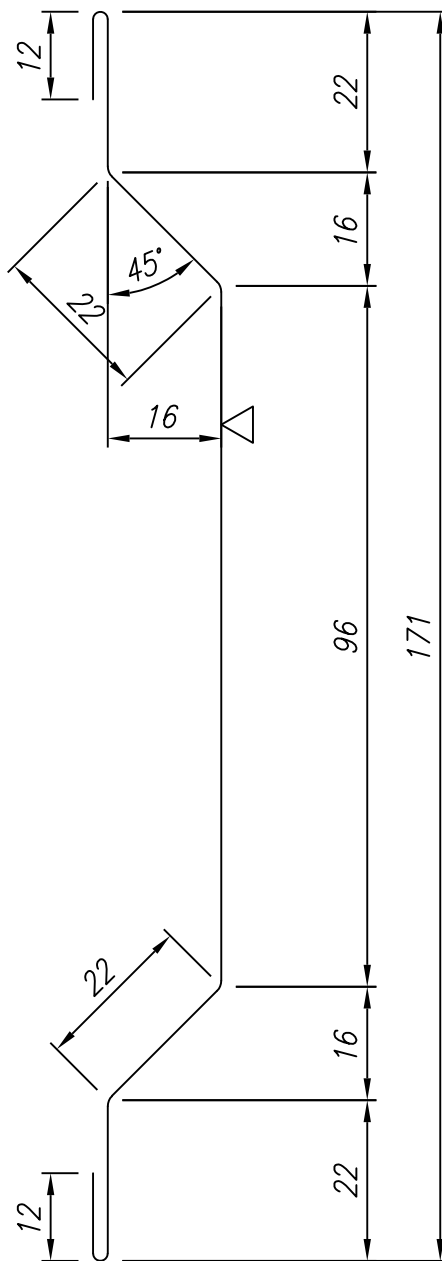
Drawing no. 21-18 Change A

Scale 1:2

File 21-18.dwg

The designer makes the final decision regarding using the specific solution





\* - the dimension doesn't depend on the panel's thickness

1	- *	-	-	-	0.5	208	1250; 2000; 2500	0.82
LP	Panel's thickness D [mm]	A [mm]	B [mm]	K [°]	Steel thickness [mm]	Total width in flat state [mm]	Length [mm]	Weight of the article [kg/mb]

Projekt	-
---------	---

Content	Flashing 019 Panels connection cover - hidden screws
---------	---

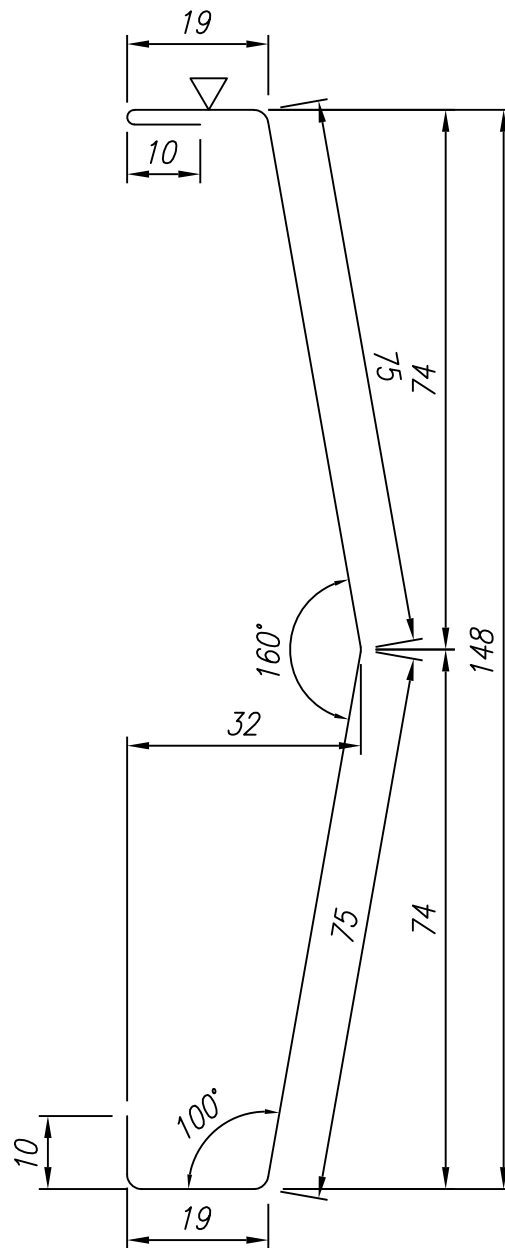
Designed by	EUROPANELS	Date	2021.03.31
-------------	------------	------	------------

Drawing no.	21-19	Change	A
-------------	-------	--------	---

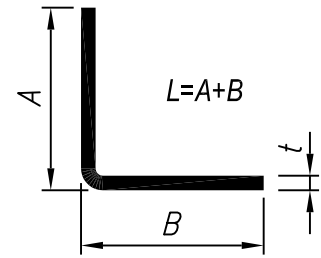
Scale	1:1
-------	-----

File	21-19.dwg
------	-----------

The designer makes the final decision regarding using the specific solution



Total width in flat state



\* - the dimension doesn't depend on the panel's thickness

1	- *	-	-	-	0.5	208	1250; 2000; 2500	0.82
LP	Panel's thickness D [mm]	A [mm]	B [mm]	K [°]	Steel thickness [mm]	Total width in flat state [mm]	Length [mm]	Weight of the article [kg/mb]

Projekt	-
---------	---

Content	Flashing 019A Panels connection cover -flat
---------	--

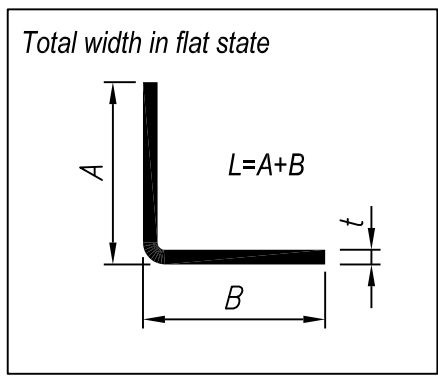
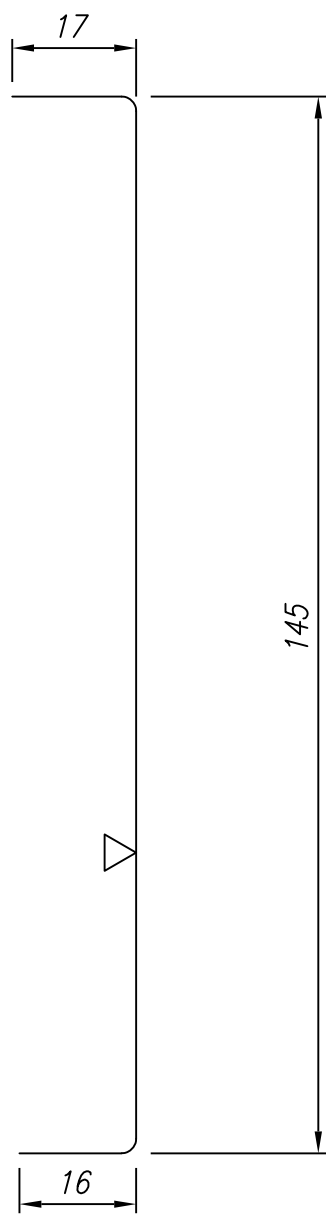
Designed by	EUROPANELS	Date	2031.03.31
-------------	------------	------	------------

Drawing no.	21-19A	Change	A
-------------	--------	--------	---

Scale	1:1
-------	-----

File	21-19A.dwg
------	------------

The designer makes the final decision regarding using the specific solution



\* - the dimension doesn't depend on the panel's thickness

1	- *	-	-	-	0.5	178	200	0.14
LP	Panel's thickness D [mm]	A [mm]	B [mm]	K [°]	Steel thickness [mm]	Total width in flat state [mm]	Length [mm]	Weight of the article [kg/mb]

Projekt	-
---------	---

Content	Flashing 019B Panels connection cover - hidden screws - base
---------	---

Designed by	EUROPANELS	Date	2021.03.31
-------------	------------	------	------------

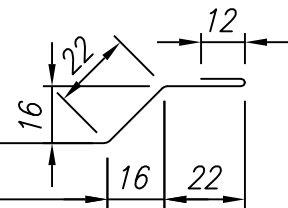
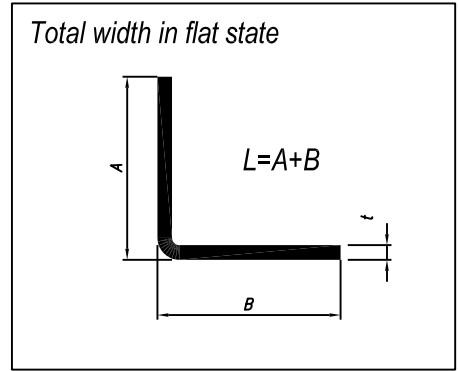
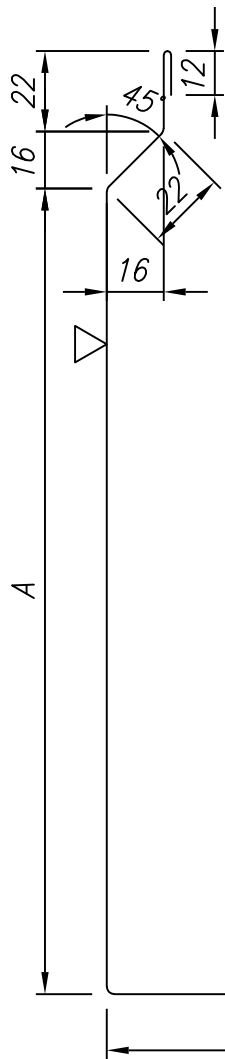
Drawing no.	21-19B	Change	A
-------------	--------	--------	---



Scale	1:1
-------	-----

File	21-19B.dwg
------	------------

The designer makes the final decision regarding using the specific solution



13	300	420	-	-	0.5	952	1250; 2000; 2500	3.74
12	250	370	-	-	0.5	852	1250; 2000; 2500	3.34
11	200	320	-	-	0.5	751	1250; 2000; 2500	2.95
10	160	280	-	-	0.5	672	1250; 2000; 2500	2.64
9	150	257	-	-	0.5	626	1250; 2000; 2500	2.46
8	125	245	-	-	0.5	602	1250; 2000; 2500	2.36
7	120	240	-	-	0.5	592	1250; 2000; 2500	2.32
6	100	220	-	-	0.5	552	1250; 2000; 2500	2.17
5	80	200	-	-	0.5	512	1250; 2000; 2500	2.01
4	75	195	-	-	0.5	502	1250; 2000; 2500	1.97
3	60	180	-	-	0.5	472	1250; 2000; 2500	1.85
2	50	170	-	-	0.5	452	1250; 2000; 2500	1.77
1	40	152	-	-	0.5	416	1250; 2000; 2500	1.63
LP	Panel's thickness D [mm]	A [mm]	B [mm]	K [°]	Steel thickness [mm]	Total width in flat state [mm]	Length [mm]	Weight of the article [kg/mb]

Projekt	-
---------	---

Content	Flashing 020 External corner - flat
---------	--

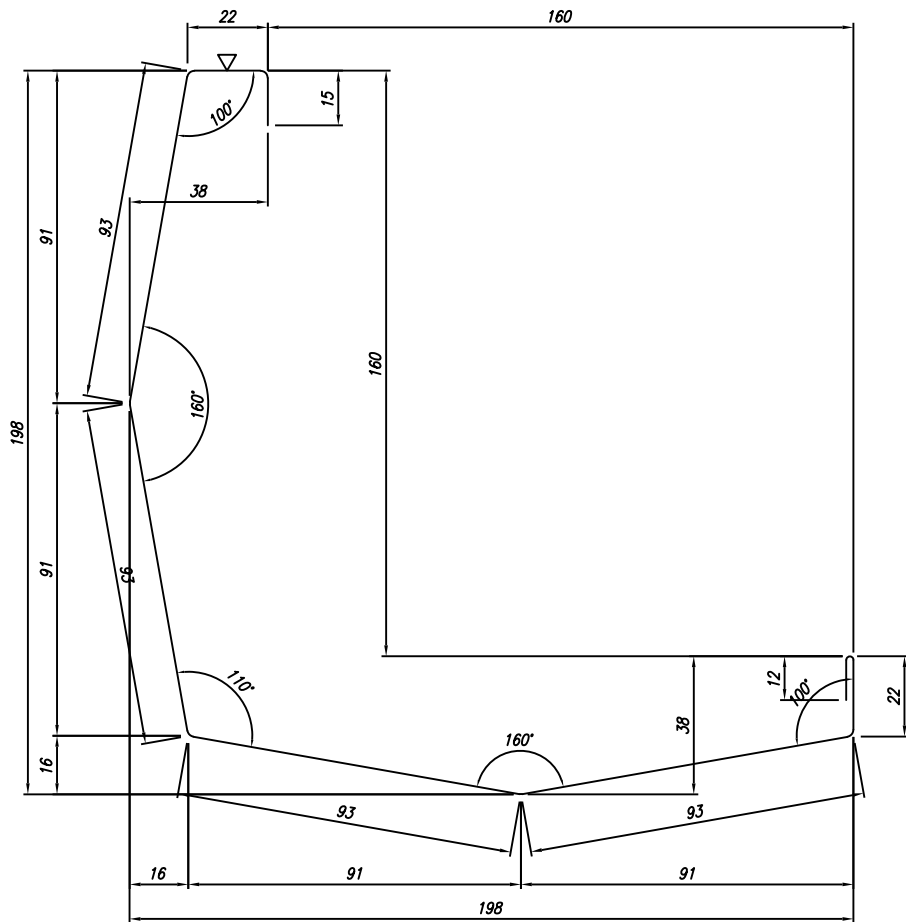
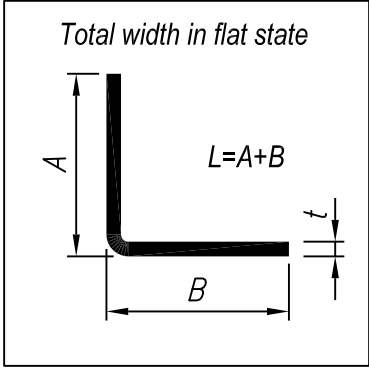
Designed by	EUROPANELS	Date	2021.03.31
-------------	------------	------	------------

Drawing no.	21-20	Change	A
-------------	-------	--------	---

Scale	1:2
-------	-----

File	21-20.dwg
------	-----------

The designer makes the final decision regarding using the specific solution



6	100	-	-	-	0.5	443	1250; 2000; 2500	1.74
LP	Panel's thickness [mm]	A [mm]	B [mm]	K [°]	Steel thickness [mm]	Total width [mm]	Length [mm]	Weight [kg/mb]

Projekt	-
---------	---

Content	Flashing 020A External corner – hidden screws
---------	--

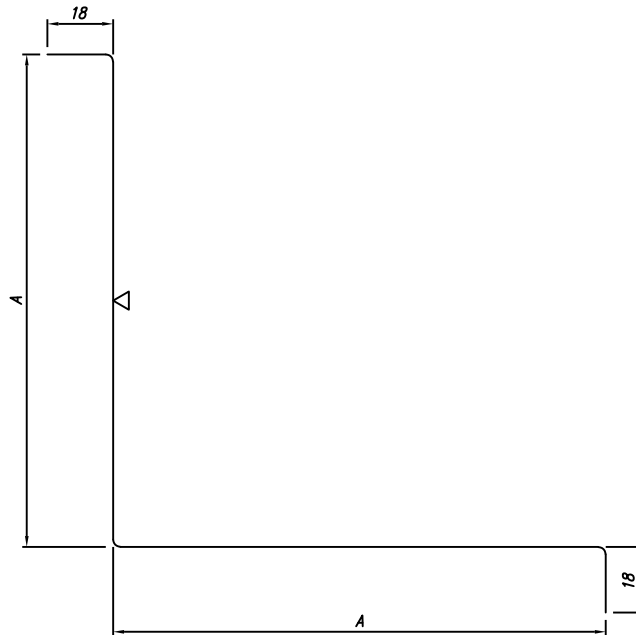
Designed by	EUROPANELS	Date	2013.04.04
-------------	------------	------	------------

Drawing no.	21-20A-2	Change	A
-------------	----------	--------	---

Scale	1:2
-------	-----

File	21-20A-2.dwg
------	--------------

The designer makes the final decision regarding using the specific solution



7	120	180	-	-	0.5	396	200	0.31
6	100	160	-	-	0.5	356	200	0.28
5	80	135	-	-	0.5	306	200	0.24
4	75							
3	60							
2	50							
1	40							
LP	Panel thickness D [mm]	A [mm]	B [mm]	K [°]	Steel thickness [mm]	Width of steel [mm]	Length [mm]	Weight [kg/mb]

Project	-
---------	---

Content	Flashing 020B External corner- hidden screws- base
---------	---

Designed by	Europanel
-------------	-----------

Date	2013.02.19
------	------------

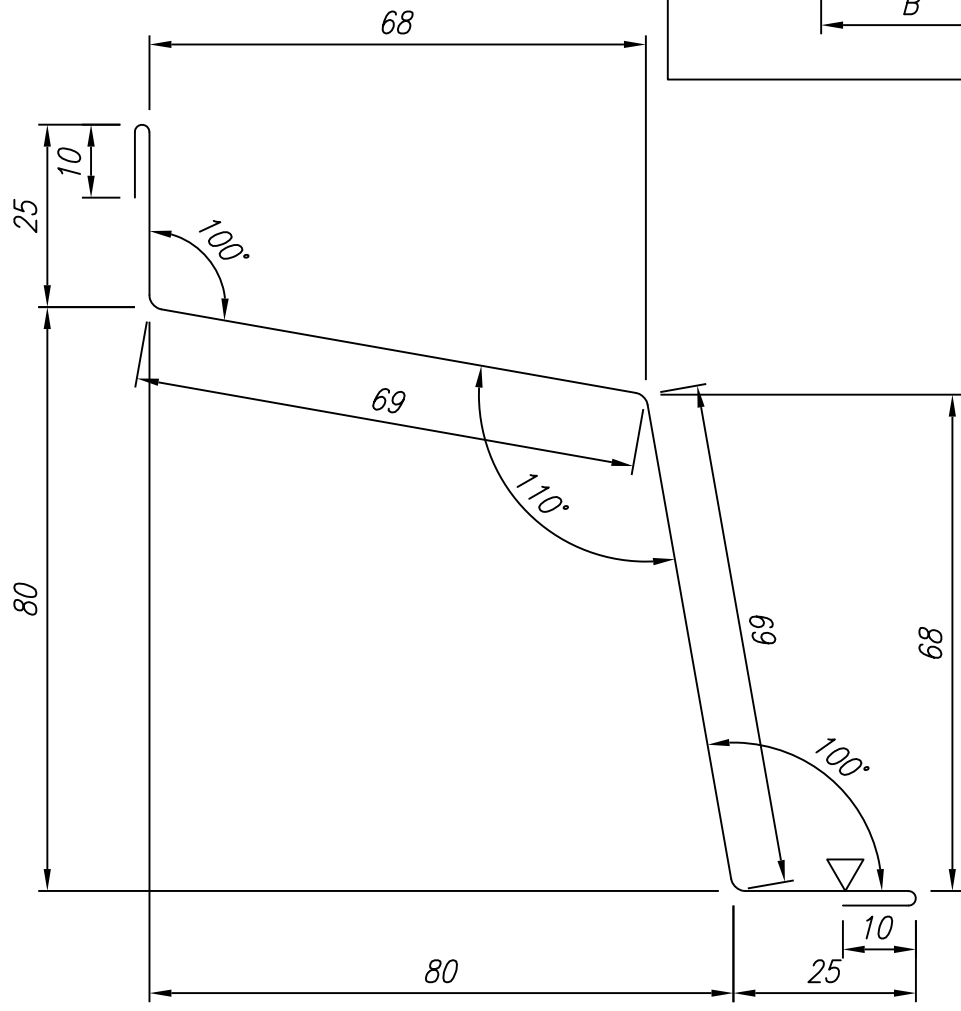
Scale	1:2
-------	-----

Drawing no.	21-20B
-------------	--------

Change	A
--------	---

File	21-20B.dwg
------	------------

The designer makes the final decision regarding using the specific solution



\* - the dimension doesn't depend on the panel's thickness

1	- *	-	-	-	0.5	208	1250; 2000; 2500	0.82
LP	Panel's thickness D [mm]	A [mm]	B [mm]	K [°]	Steel thickness [mm]	Total width in flat state [mm]	Length [mm]	Weight of the article [kg/mb]

Projekt	-
---------	---

Content	Flashing 022 Plinth flashing
---------	---------------------------------

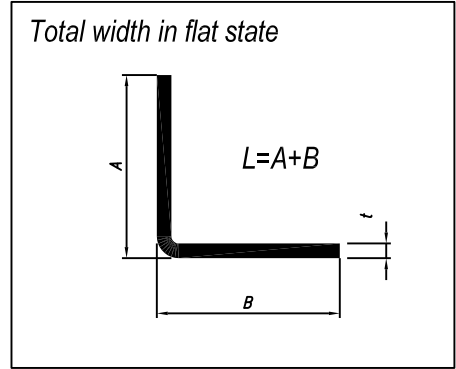
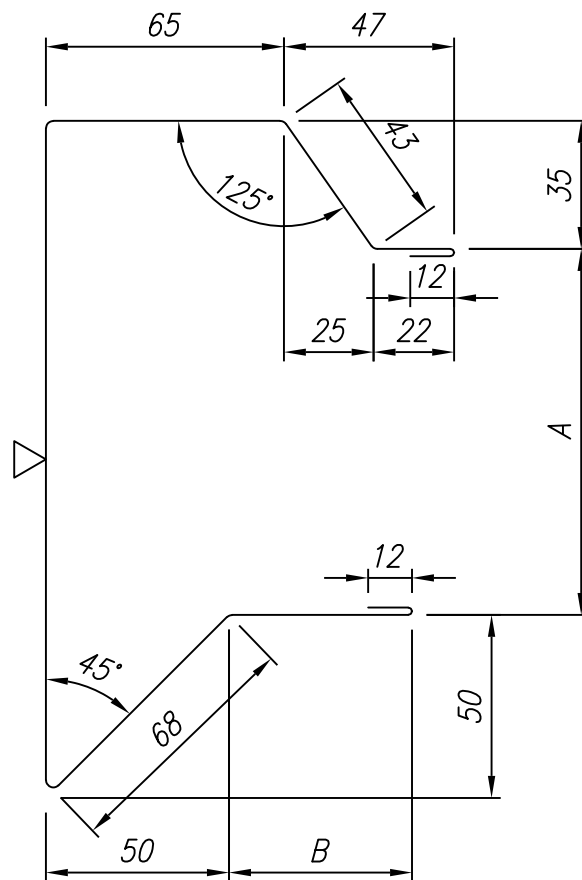
Designed by	EUROPANELS	Date	2021.03.31
-------------	------------	------	------------

Drawing no.	21-22	Change	A
-------------	-------	--------	---

Scale	1:1
-------	-----

File	21-22.dwg
------	-----------

The designer makes the final decision regarding using the specific solution



14	300	300	50	-	0.5	660	1250; 2000; 2500	2.59
13	250	250	50	-	0.5	610	1250; 2000; 2500	2.39
12	200	200	50	-	0.5	560	1250; 2000; 2500	2.20
11	160	165	50	-	0.5	525	1250; 2000; 2500	2.06
10	150	150	50	-	0.5	510	1250; 2000; 2500	2.00
9	145	145	50	-	0.5	505	1250; 2000; 2500	1.98
8	125	125	50	-	0.5	485	1250; 2000; 2500	1.90
7	120	120	50	-	0.5	480	1250; 2000; 2500	1.88
6	100	100	50	-	0.5	460	1250; 2000; 2500	1.80
5	80	80	50	-	0.5	440	1250; 2000; 2500	1.73
4	75	75	50	-	0.5	435	1250; 2000; 2500	1.71
3	60	60	47	-	0.5	417	1250; 2000; 2500	1.64
2	50	50	50	-	0.5	410	1250; 2000; 2500	1.61
1	40	40	50	-	0.5	400	1250; 2000; 2500	1.57
LP	Panel's thickness D [mm]	A [mm]	B [mm]	K [°]	Steel thickness [mm]	Total width in flat state [mm]	Length [mm]	Weight of the article [kg/mb]

Projekt	-
---------	---

Content	Flashing 024 Closing flashing
---------	----------------------------------

Designed by	EUROPANELS	Date	2021.03.31
-------------	------------	------	------------

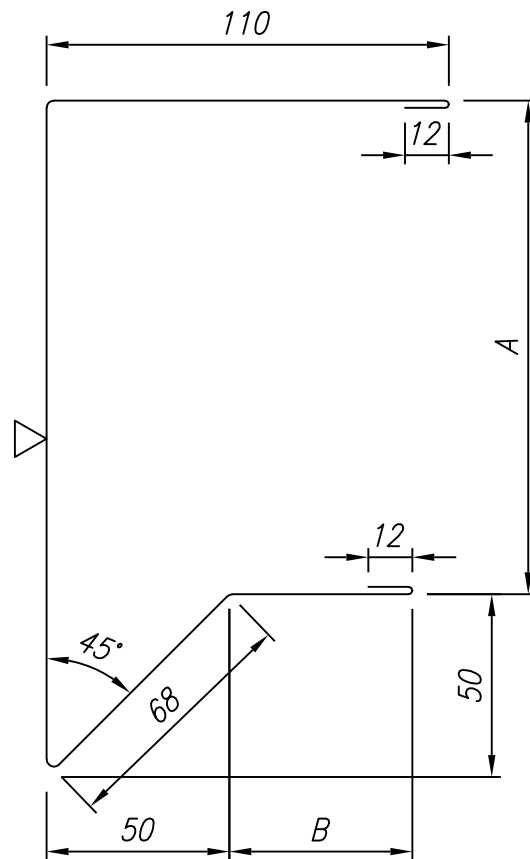
Drawing no.	21-24	Change	A
-------------	-------	--------	---

Scale	1:2
-------	-----

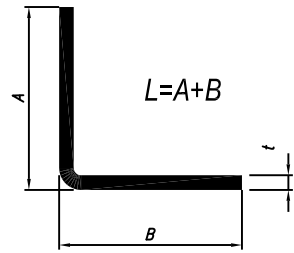
File	21-24.dwg
------	-----------

The designer makes the final decision regarding using the specific solution





Total width in flat state



7	165	200	50	-	0.5	505	1250; 2000; 2500	1.98
6	145	180	50	-	0.5	485	1250; 2000; 2500	1.90
5	120	155	50	-	0.5	460	1250; 2000; 2500	1.80
4	100	135	50	-	0.5	440	1250; 2000; 2500	1.73
3	80	115	47	-	0.5	417	1250; 2000; 2500	1.64
2	60	95	50	-	0.5	400	1250; 2000; 2500	1.57
1	40	75	50	-	0.5	380	1250; 2000; 2500	1.49
LP	Panel's thickness D [mm]	A [mm]	B [mm]	K [°]	Steel thickness [mm]	Total width in flat state [mm]	Length [mm]	Weight of the article [kg/mb]

Projekt	-
---------	---

Content	Flashing 025 Closing flashing
---------	----------------------------------

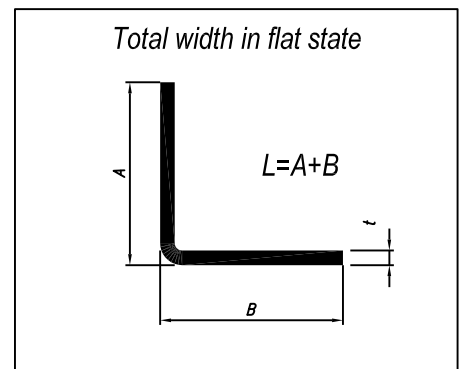
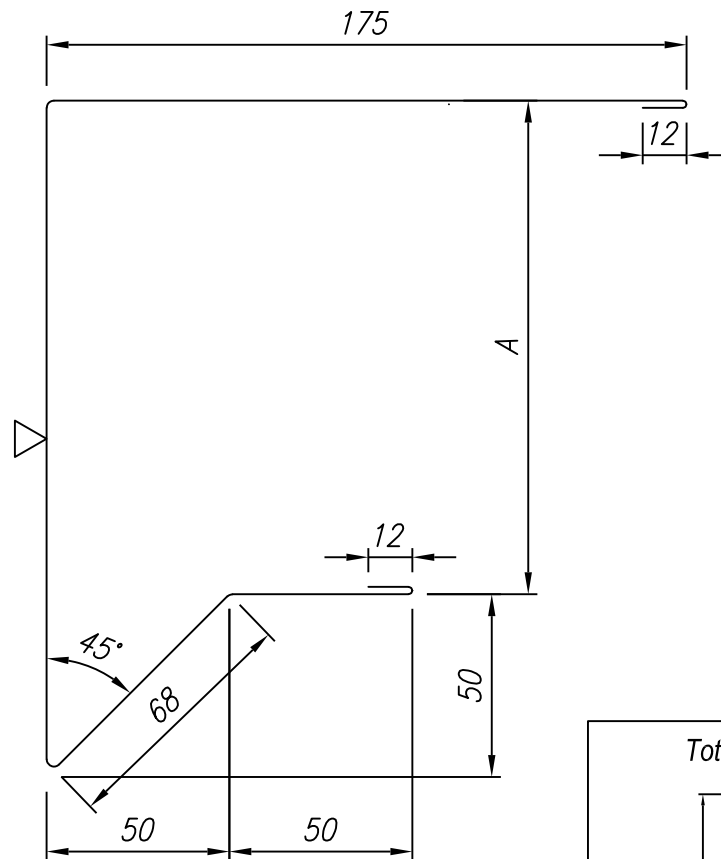
Designed by	EUROPANELS	Date	2021.03.31
-------------	------------	------	------------

Drawing no.	21-25	Change	A
-------------	-------	--------	---

Scale	1:2
-------	-----

File	21-25.dwg
------	-----------

The designer makes the final decision regarding using the specific solution



3	120/145/165	175	-	-	0.5	545	1250; 2000; 2500	1.64
2	100/125/145	155	-	-	0.5	525	1250; 2000; 2500	1.57
1	80/105/125	135	-	-	0.5	505	1250; 2000; 2500	1.49
LP	Panel's thickness D [mm]	A [mm]	B [mm]	K [°]	Steel thickness [mm]	Total width in flat state [mm]	Length [mm]	Weight of the article [kg/mb]

Projekt	-
---------	---

Content	Flashing 025A Closing flashing
---------	-----------------------------------

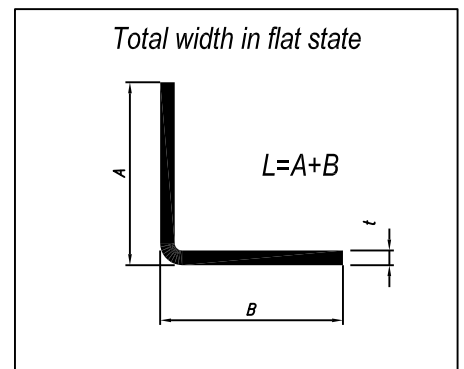
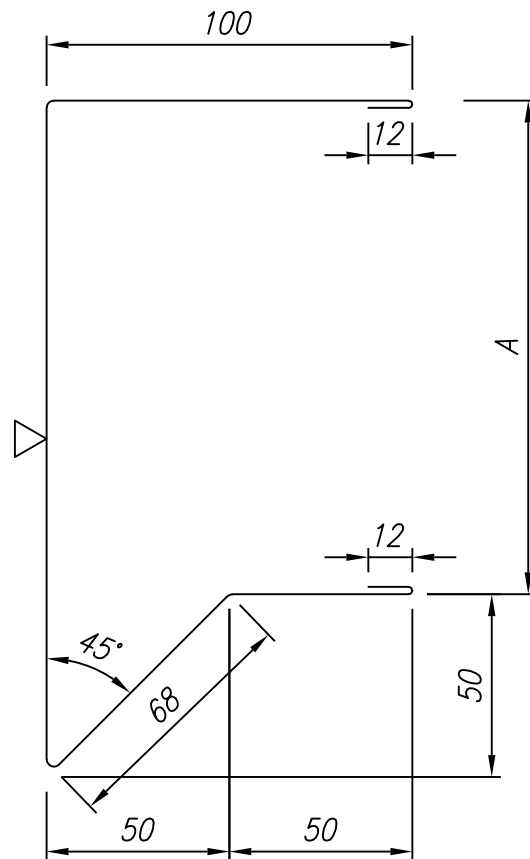
Designed by	EUROPANELS	Date	2023.02.24
-------------	------------	------	------------

Drawing no.	21-25A	Change	A
-------------	--------	--------	---

Scale	1:2
-------	-----

File	21-25A.dwg
------	------------

The designer makes the final decision regarding using the specific solution



3	120/145/165	175	-	-	0.5	470	1250; 2000; 2500	1.64
2	100/125/145	155	-	-	0.5	450	1250; 2000; 2500	1.57
1	80/105/125	135	-	-	0.5	430	1250; 2000; 2500	1.49
LP	Panel's thickness D [mm]	A [mm]	B [mm]	K [°]	Steel thickness [mm]	Total width in flat state [mm]	Length [mm]	Weight of the article [kg/mb]

Projekt	-
---------	---

Content	Flashing 025B Closing flashing
---------	-----------------------------------

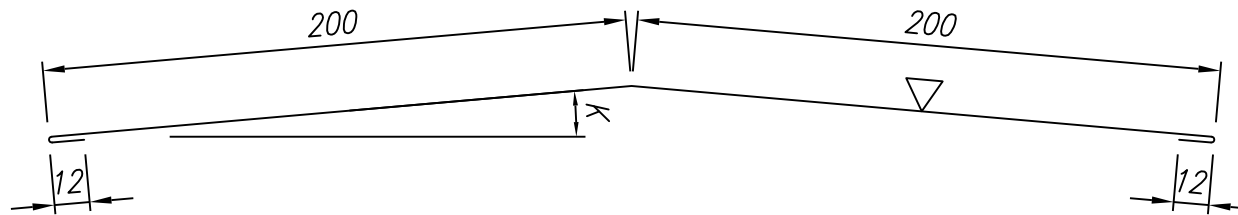
Designed by	EUROPANELS	Date	2023.02.24
-------------	------------	------	------------

Drawing no.	21-25B	Change	A
-------------	--------	--------	---

Scale	1:2
-------	-----

File	21-25B.dwg
------	------------

The designer makes the final decision regarding using the specific solution



\*\* – angles accordingly the customer's specification

\* – the dimension doesn't depend on the panel's thickness

1	- *	-	-	**	0.5	424	1250; 2000; 2500	1.66
LP	Panel thickness $D$ [mm]	$A$ [mm]	$B$ [mm]	$K$ [°]	Steel thickness [mm]	Width of steel [mm]	Length [mm]	Weight [kg/mb]

Project	- -
---------	--------

Content	Flashing 027 External roof ridge
---------	-------------------------------------

Designed by	Europanel
-------------	-----------

Date	2010.07.26
------	------------

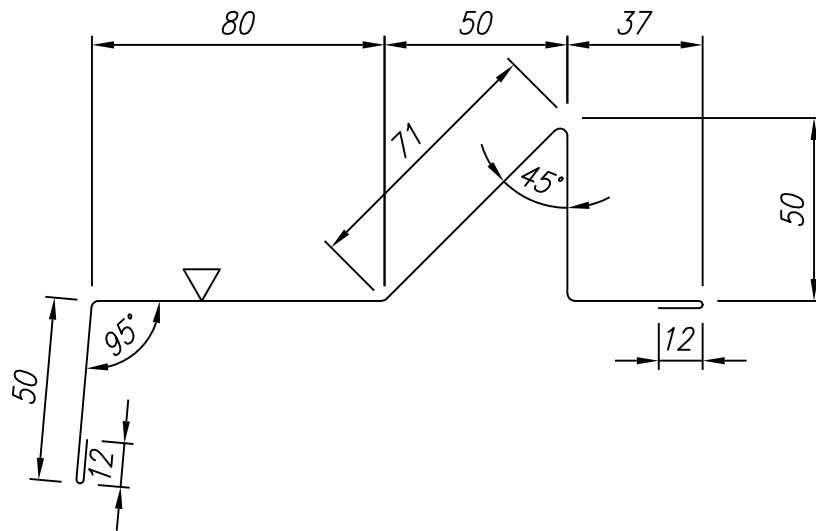
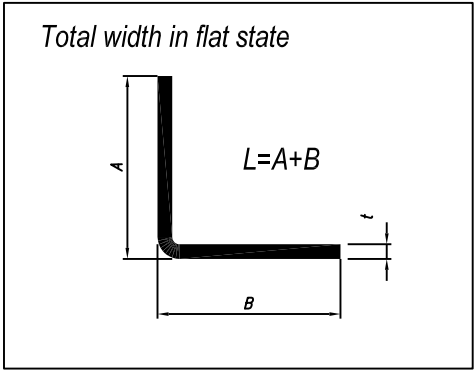
Drawing no.	21-27
-------------	-------

Change	A
--------	---

Scale	1:2.5
-------	-------

File	21-27.dwg
------	-----------

The designer makes the final decision regarding using the specific solution



\* - the dimension doesn't depend on the panel's thickness

1	- *	-	-	-	0.5	312	1250; 2000; 2500	1.22
LP	Panel's thickness D [mm]	A [mm]	B [mm]	K [°]	Steel thickness [mm]	Total width in flat state [mm]	Length [mm]	Weight of the article [kg/mb]

Projekt	-
---------	---

Content	Flashing 028 Drip flashing
---------	-------------------------------

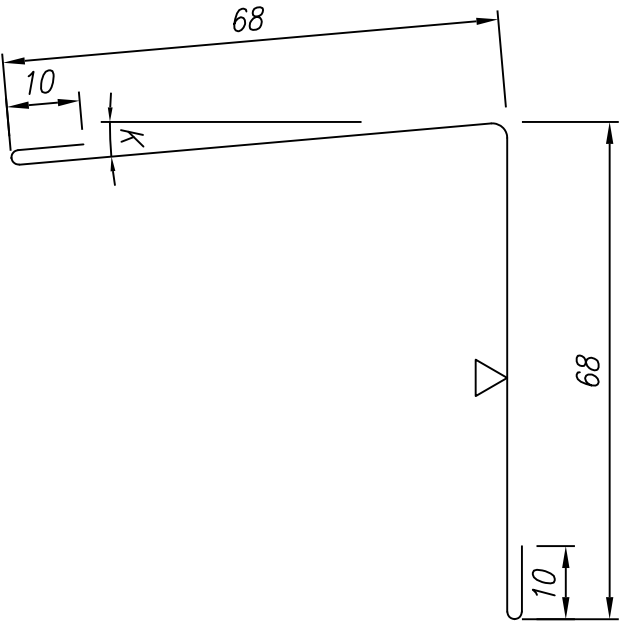
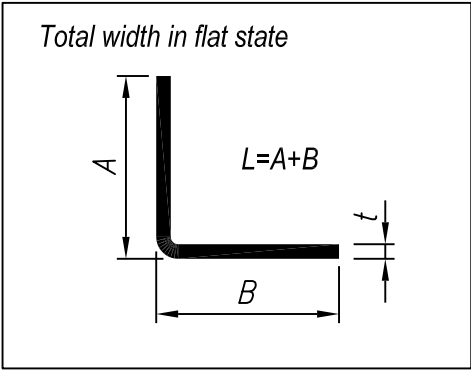
Designed by	EUROPANELS	Date	2021.03.31
-------------	------------	------	------------

Drawing no.	21-28	Change	A
-------------	-------	--------	---

Scale	1:2
-------	-----

File	21-28.dwg
------	-----------

The designer makes the final decision regarding using the specific solution



\*\* - Angular dimension based on the customer's order

\* - the dimension doesn't depend on the panel's thickness

1	- *	-	-	-	0.5	156	1250; 2000; 2500	0.61
LP	Panel's thickness D [mm]	A [mm]	B [mm]	K [°]	Steel thickness [mm]	Total width in flat state [mm]	Length [mm]	Weight of the article [kg/mb]

Projekt	-
---------	---

Content	Flashing 029 Internal corner symmetrical
---------	---

Designed by	EUROPANELS	Date	2021.03.31
-------------	------------	------	------------

Drawing no.	21-29	Change	A
-------------	-------	--------	---

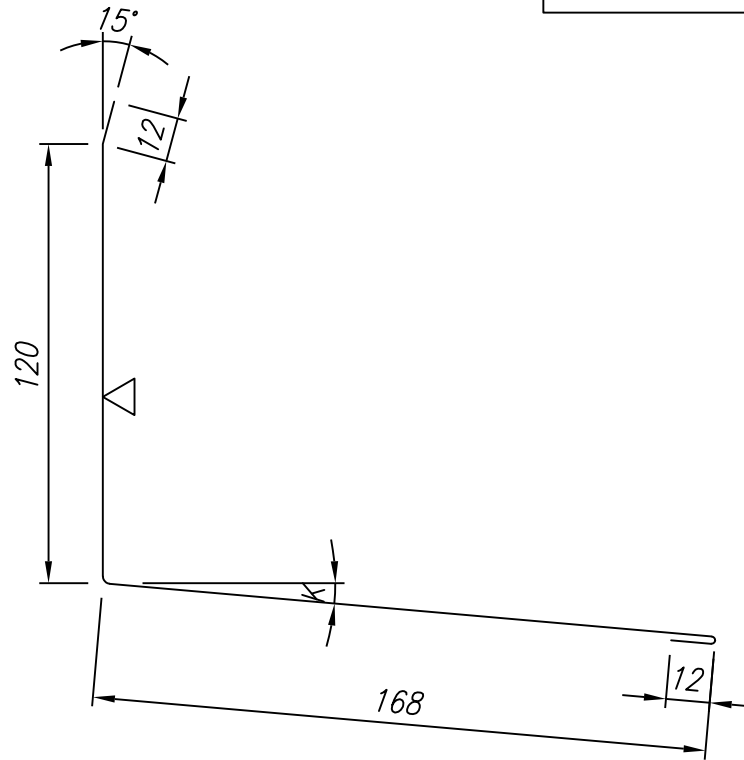
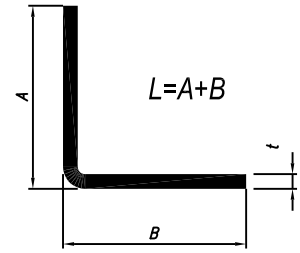
--	--

Scale	1:1
-------	-----

File	21-29.dwg
------	-----------

The designer makes the final decision regarding using the specific solution

Total width in flat state



\*\* - Angular dimension based on the customer's order

\* - the dimension doesn't depend on the panel's thickness

1	- *	-	-	-	0.5	312	1250; 2000; 2500	1.22
LP	Panel's thickness D [mm]	A [mm]	B [mm]	K [°]	Steel thickness [mm]	Total width in flat state [mm]	Length [mm]	Weight of the article [kg/mb]

Projekt	-
---------	---

Content	Flashing 030 Attic flashing
---------	--------------------------------

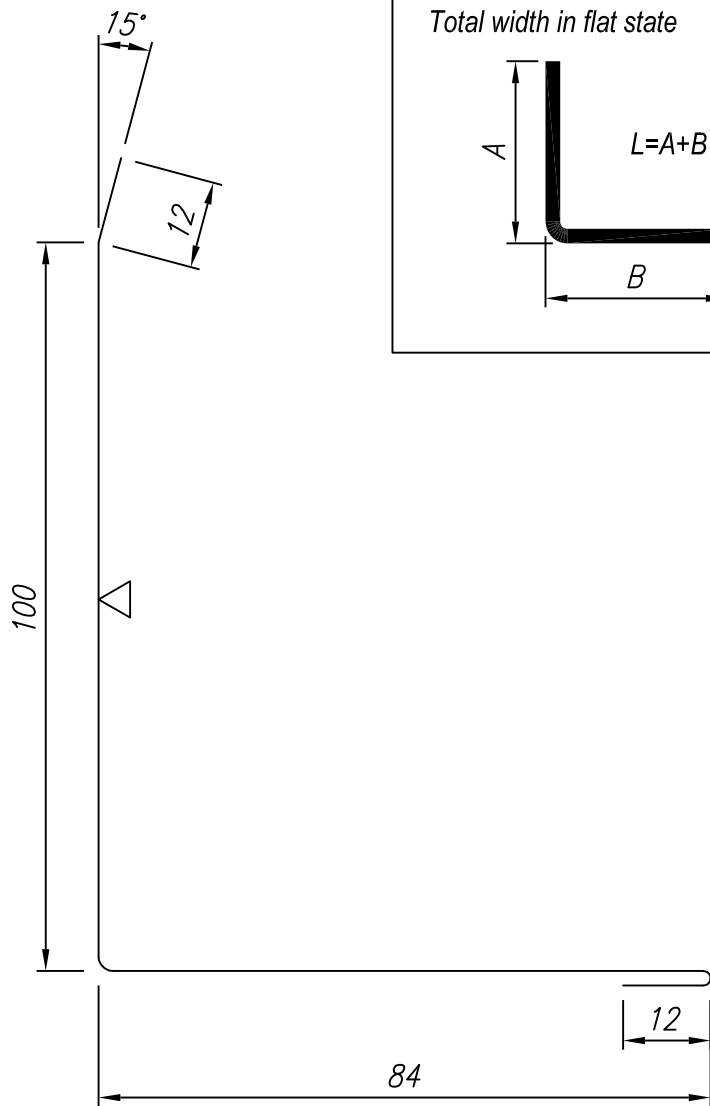
Designed by	EUROPANELS	Date	2021.03.31
-------------	------------	------	------------

Drawing no.	21-30	Change	A
-------------	-------	--------	---

Scale	1:2
-------	-----

File	21-30.dwg
------	-----------

The designer makes the final decision regarding using the specific solution



\* - the dimension doesn't depend on the panel's thickness

1	- *	-	-	-	0.5	208	1250; 2000; 2500	0.82
LP	Panel's thickness D [mm]	A [mm]	B [mm]	K [°]	Steel thickness [mm]	Total width in flat state [mm]	Length [mm]	Weight of the article [kg/mb]

Projekt	-
---------	---

Content	Flashing 031 Attic flashing
---------	--------------------------------

Designed by	EUROPANELS	Date	2021.03.31
-------------	------------	------	------------

Drawing no.	21-31	Change	A
-------------	-------	--------	---

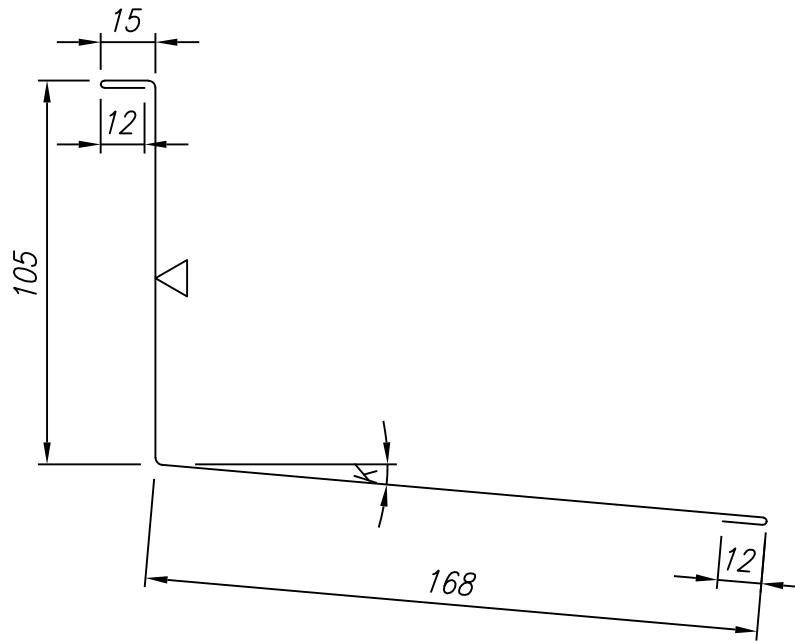
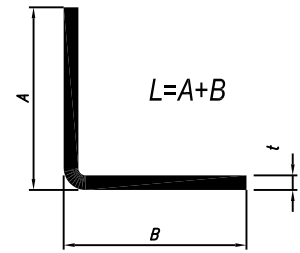
Scale	1:1
-------	-----

File	21-31.dwg
------	-----------

The designer makes the final decision regarding using the specific solution



Total width in flat state



\*\* - Angular dimension based on the customer's order

\* - the dimension doesn't depend on the panel's thickness

1	- *	-	-	-	0.5	312	1250; 2000; 2500	1.22
LP	Panel's thickness D [mm]	A [mm]	B [mm]	K [°]	Steel thickness [mm]	Total width in flat state [mm]	Length [mm]	Weight of the article [kg/mb]

Projekt	-
---------	---

Content	Flashing 032 Attic flashing
---------	--------------------------------

Designed by	EUROPANELS	Date	2021.03.31
-------------	------------	------	------------

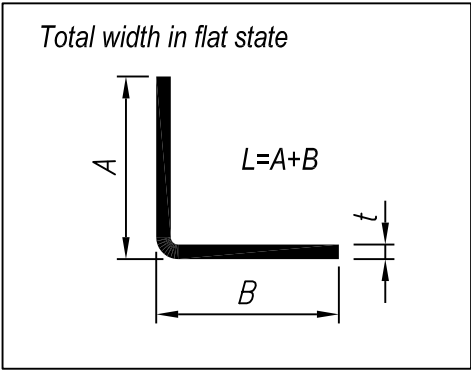
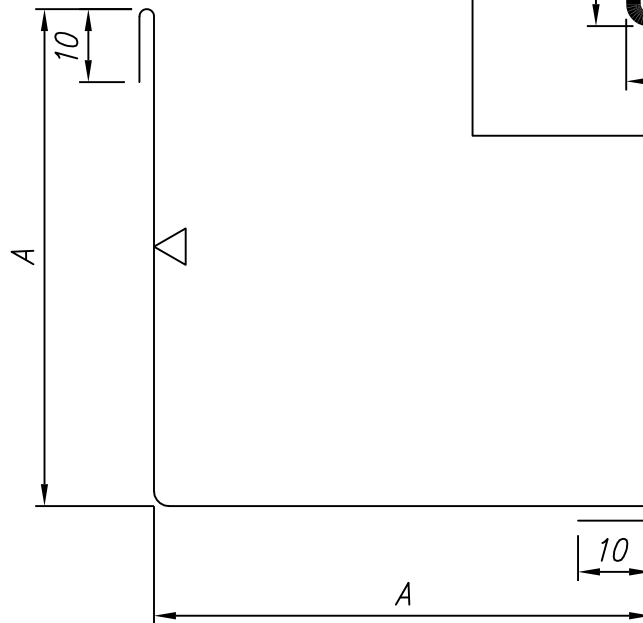
Drawing no.	21-32	Change	A
-------------	-------	--------	---

--	--

Scale	1:2
-------	-----

File	21-32.dwg
------	-----------

The designer makes the final decision regarding using the specific solution



\* - the dimension doesn't depend on the panel's thickness


1	- *	-	-	-	0.5	156	1250; 2000; 2500	0.61
LP	Panel's thickness D [mm]	A [mm]	B [mm]	K [°]	Steel thickness [mm]	Total width in flat state [mm]	Length [mm]	Weight of the article [kg/mb]

Projekt	-
---------	---

Content	Flashing 033 Internal corner unsymmetrical
---------	---

Designed by	EUROPANELS	Date	2021.03.31
-------------	------------	------	------------

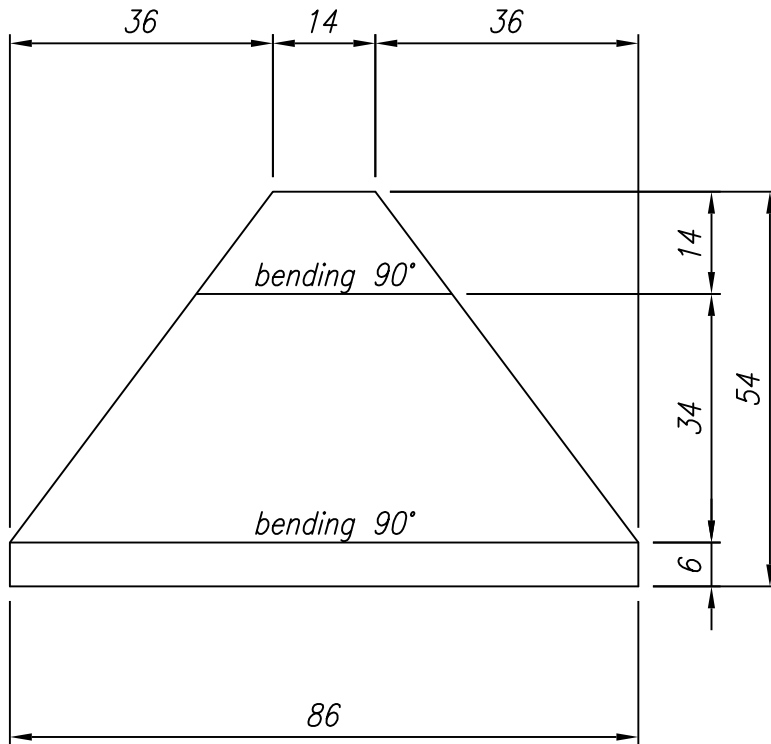
Drawing no.	21-33	Change	A
-------------	-------	--------	---



Scale	1:1
-------	-----

File	21-33.dwg
------	-----------

The designer makes the final decision regarding using the specific solution



\* -the dimension doesn't depend on the panel's thickness

1	- *	-	-	-	0.5	54	86	0.02
LP	Panel thickness $D$ [mm]	$A$ [mm]	$B$ [mm]	$K$ [°]	Steel thickness [mm]	Width of steel [mm]	Length [mm]	Weight [kg]

Project	-
---------	---

Content	Flashing 034 End cap
---------	-------------------------

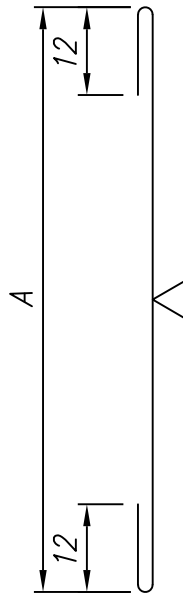
Designed by	Europanel	Date	2010.11.17
-------------	-----------	------	------------

Drawing no.	21-34	Change	A
-------------	-------	--------	---

Scale	1:1
-------	-----

File	21-34.dwg
------	-----------

The designer makes the final decision regarding using the specific solution



\* - the dimension doesn't depend on the panel's thickness

1	- *	80	-	-	0.5	104	1250; 2000; 2500	0.41
LP	Panel thickness D [mm]	A [mm]	B [mm]	K [°]	Steel thickness [mm]	Length [mm]	Weight [mm]	Project [kg/mb]

Project	-
---------	---

Content	Flashing 035 Panels connection cover
---------	---

Designed by	Europanel	Date	2010.07.26
-------------	-----------	------	------------

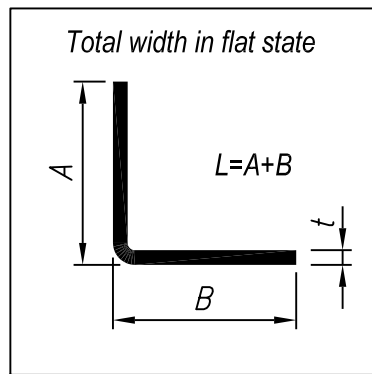
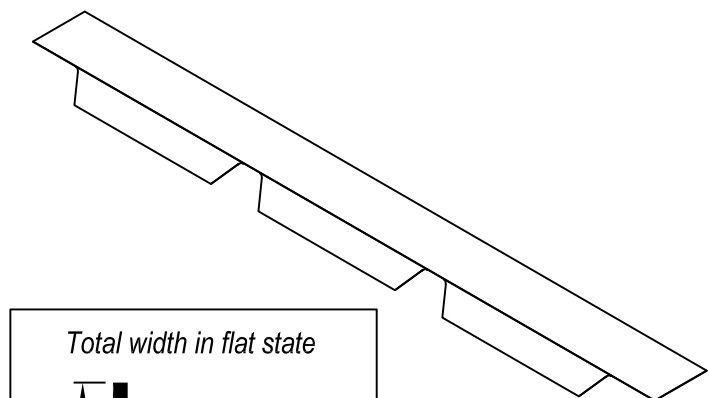
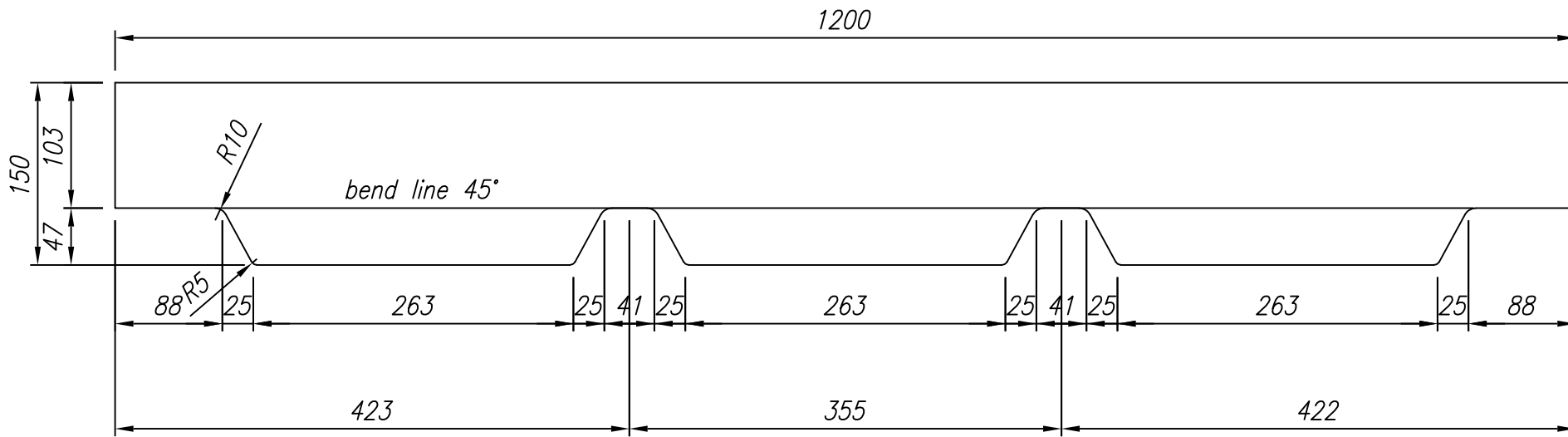
Drawing no.	21-35	Change	A
-------------	-------	--------	---

--

Scale	1:1
-------	-----

File	21-35.dwg
------	-----------

The designer makes the final decision regarding using the specific solution



\*\* - Angular dimension based on the customer's order  
 \* - The dimension doesn't depend on the panel's thickness

1	- *	-	-	**	0.5	150	1200	0.71
LP	Panel's thickness [mm]	A [mm]	B [mm]	K [°]	Steel thickness [mm]	Total width [mm]	Length [mm]	Weight [kg]

Projekt	-
	-

Content	Flashing 038 Roof ridge masking element
---------	--

Designed by	EUROPANELS
-------------	------------

Date	2010.07.26
------	------------

Drawing no.	21-38
-------------	-------

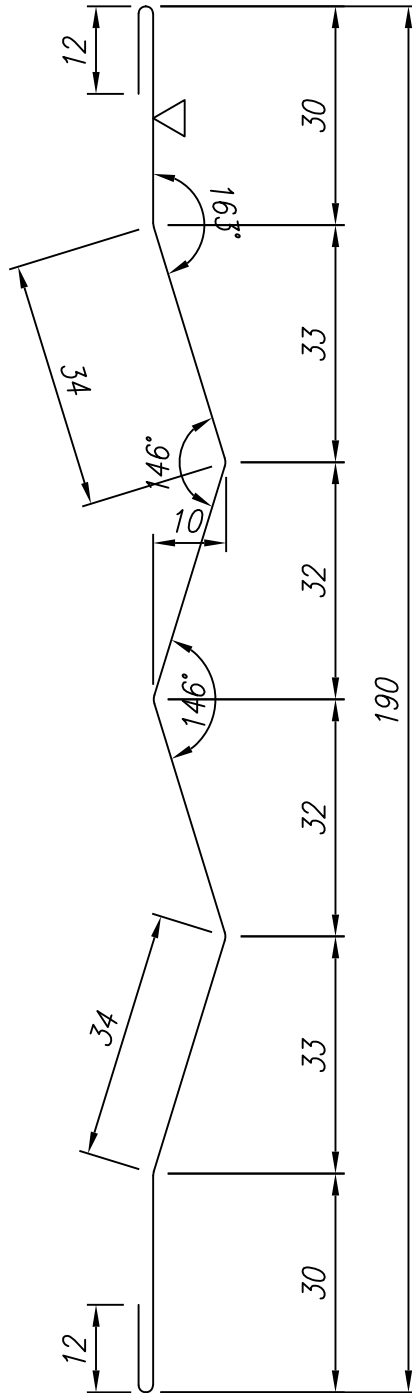
Change	A
--------	---

--	--

Scale	1:5
-------	-----

File	21-38.dwg
------	-----------

The designer makes the final decision regarding using the specific solution



\* - the dimension doesn't depend on the panel's thickness

1	- *	-	-	-	0.5	220	1250; 2000; 2500	0.86
LP	Panel thickness D [mm]	A [mm]	B [mm]	K [°]	Steel thickness [mm]	Width of steel [mm]	Length [mm]	Weight [kg/mb]

Project	-
---------	---

Content	Flashing 040 Panels connection cover
---------	---

Designed by	Europanel
-------------	-----------

Date	2010.09.16
------	------------

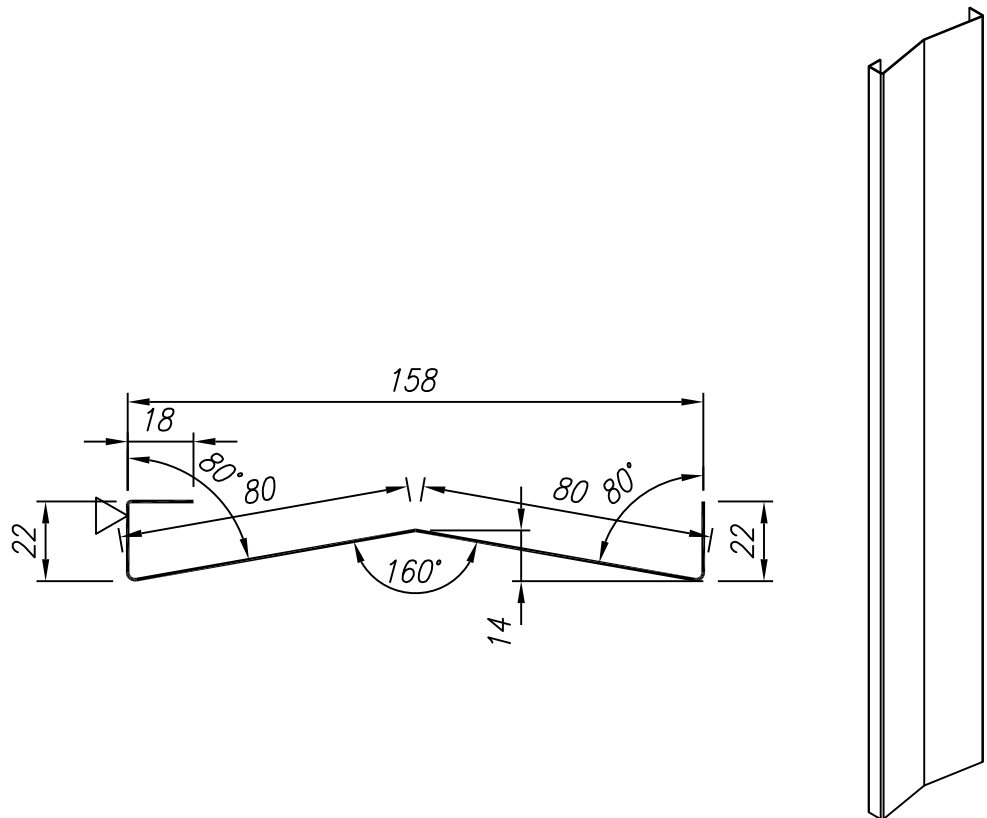
Scale	1:1
-------	-----

Drawing no.	21-40
-------------	-------

Change	A
--------	---

File	21-40.dwg
------	-----------

The designer makes the final decision regarding using the specific solution



\* -the dimension doesn't depend on the panel's thickness

1	- *	-	-	-	0.5	222	1250; 2000; 2500	0.87
LP	Panel thickness [mm]	A [mm]	B [mm]	K [°]	Steel thickness [mm]	width of steel [mm]	Length [mm]	Weight [kg/mb]

Project	-
---------	---

Content	Flashing 044 Fixing bar
---------	----------------------------

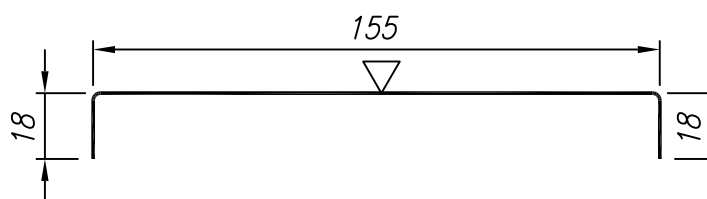
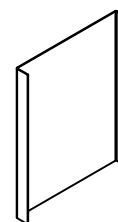
Designed by	Europanel	Date	2013.08.05
-------------	-----------	------	------------

Drawing no.	21-44	Change	A
-------------	-------	--------	---

Scale	1:2
-------	-----

File	21-44.dwg
------	-----------

The designer makes the final decision regarding using the specific solution



\* -the dimension doesn't depend on the panel's thickness

1	- *	-	-	-	0.5	191	200	0.75
LP	Panel thickness [mm]	A [mm]	B [mm]	K [°]	Steel thickness [mm]	width of steel [mm]	length [mm]	weight [kg/mb]

Project	-
---------	---

Content	Flashing 045 Fixing bar- base
---------	----------------------------------

designed by	Europanel	Date	2013.08.05
-------------	-----------	------	------------

drawing no.	21-45	Change	A
-------------	-------	--------	---

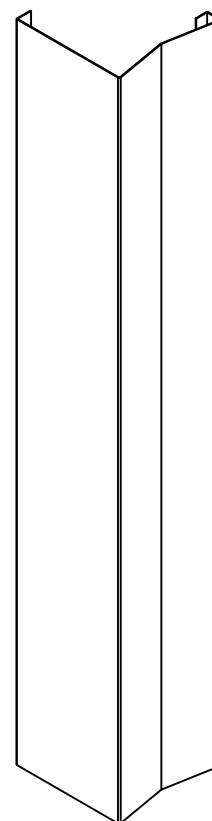
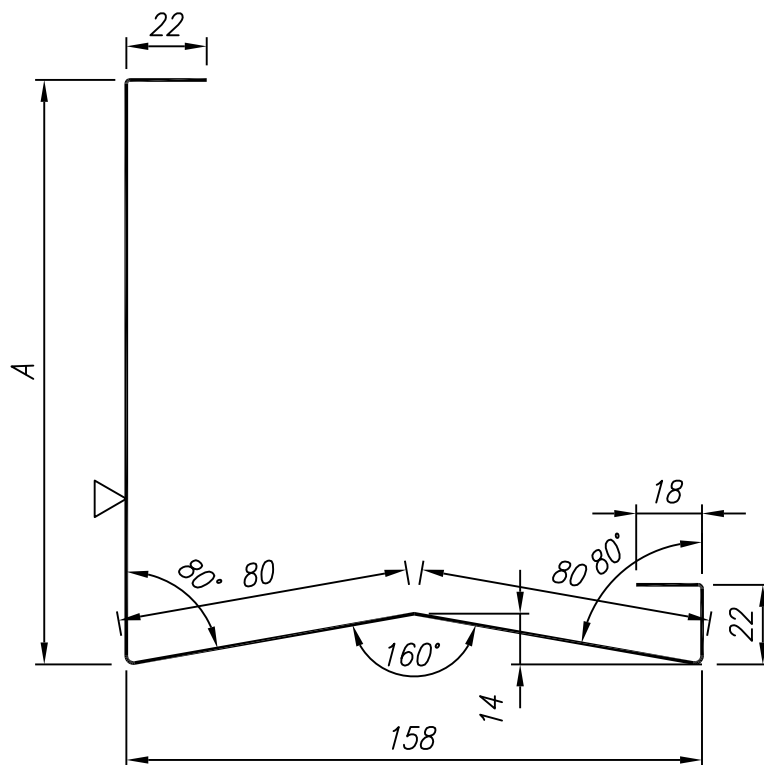
--	--

scale	1:2
-------	-----

file	21-45.dwg
------	-----------

The designer makes the final decision regarding using the specific solution





10	160	240	-	-	0.5	462	1250; 2000; 2500	1.81
9	150	230	-	-	0.5	452	1250; 2000; 2500	1.77
8	125	205	-	-	0.5	427	1250; 2000; 2500	1.68
7	120	200	-	-	0.5	422	1250; 2000; 2500	1.66
6	100	180	-	-	0.5	402	1250; 2000; 2500	1.58
5	80	160	-	-	0.5	382	1250; 2000; 2500	1.50
4	75							
3	60							
2	50							
1	40							
LP	Panel thickness D [mm]	A [mm]	B [mm]	K [°]	Steel thickness [mm]	Width of steel [mm]	Length [mm]	Weight [kg/mb]

Project	-
---------	---

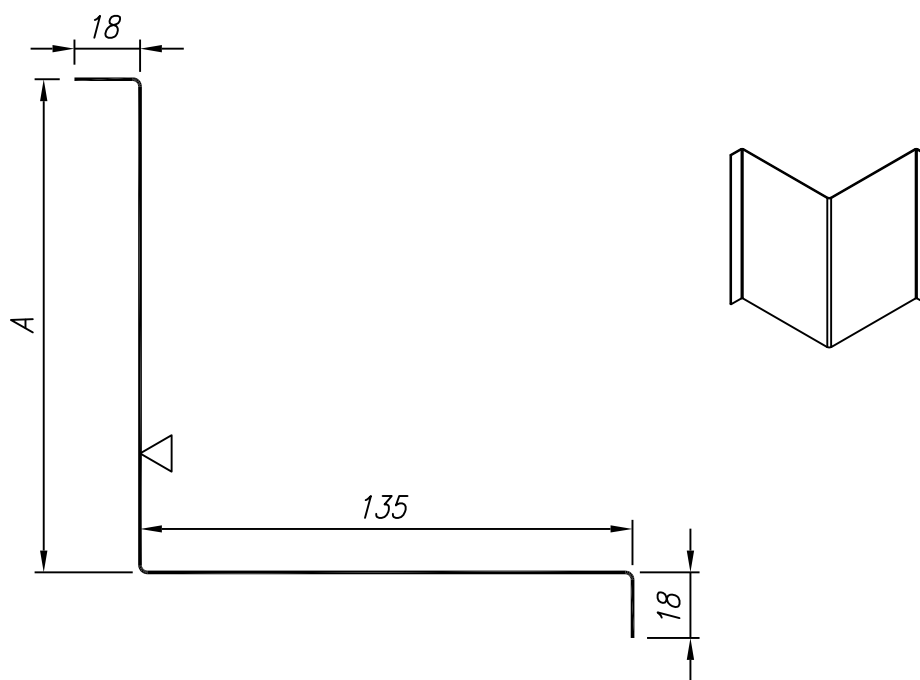
Content	Flashing 046 External corner
---------	---------------------------------

Designed by	Europanel	Date	2013.08.05
-------------	-----------	------	------------

Drawing no.	21-46	Change	A
-------------	-------	--------	---

Scale	1:2
File	21-46.dwg

The designer makes the final decision regarding using the specific solution



10	160	215	-	-	0.5	386	200	1.52
9	150	205	-	-	0.5	376	200	1.48
8	125	180	-	-	0.5	351	200	1.38
7	120	175	-	-	0.5	346	200	1.36
6	100	155	-	-	0.5	326	200	1.28
5	80	135	-	-	0.5	306	200	1.20
4	75							
3	60							
2	50							
1	40							
LP	Panel thickness D [mm]	A [mm]	B [mm]	K [°]	Steel thickness [mm]	Width of steel [mm]	Length [mm]	Weight [kg/mb]

Project	-
---------	---

Content	Flashing 047 External corner- base
---------	---------------------------------------

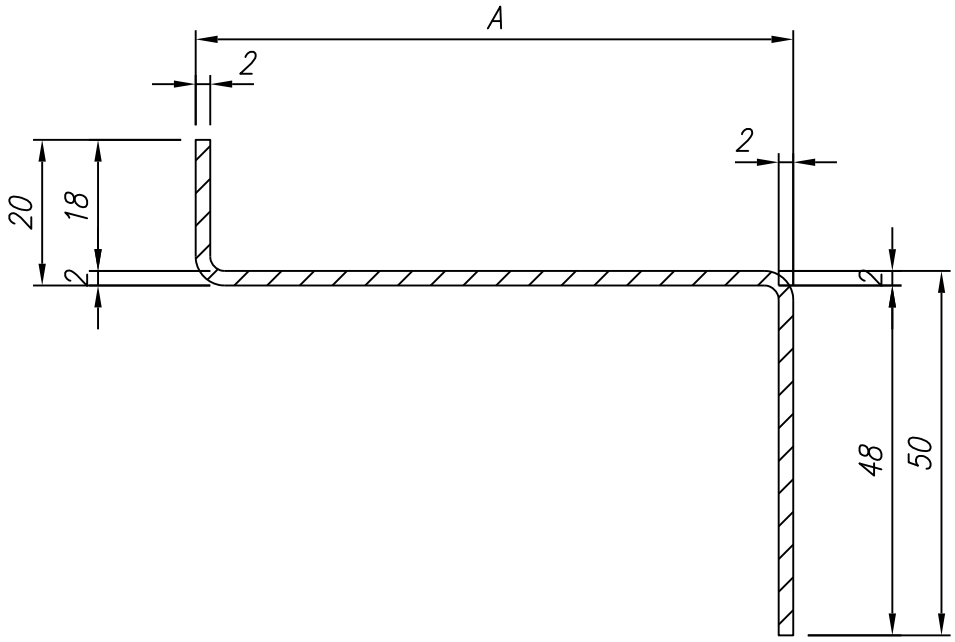
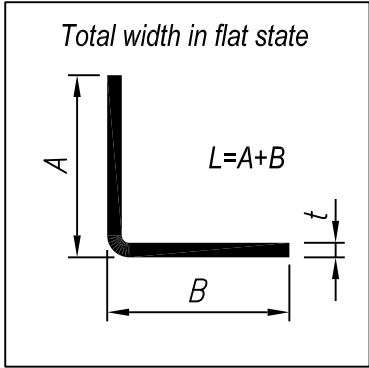
Designed by	Europanel	Date	2013.08.05
-------------	-----------	------	------------

Drawing no.	21-47	Change	A
-------------	-------	--------	---

Scale	1:2
-------	-----

File	21-47.dwg
------	-----------

The designer makes the final decision regarding using the specific solution



6	160	142	-	-	2.0	212	300	1.00
5	120	102	-	-	2.0	172	300	0.81
4	100	82	-	-	2.0	152	300	0.72
3	80	62	-	-	2.0	132	300	0.62
2	60	42	-	-	2.0	112	300	0.53
1	50	32	-	-	2.0	102	300	0.48
LP	Panel's thickness [mm]	A [mm]	B [mm]	K [°]	Steel thickness [mm]	Total width [mm]	Length [mm]	Weight [kg]

Projekt

Content

Designed by  Date

Drawing no.  Change

Scale

File

The designer makes the final decision regarding using the specific solution