
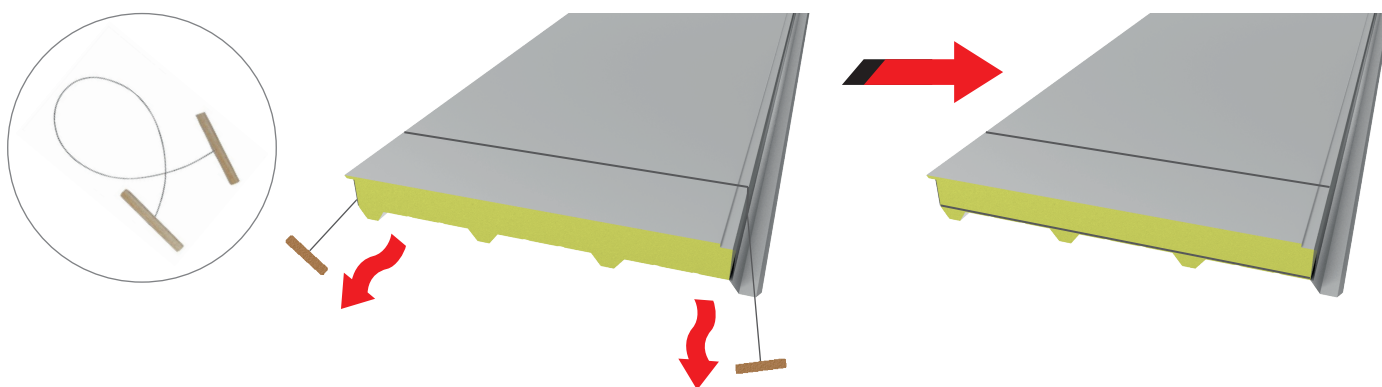


Removing PU foam from overlapping of roof panels


- 1 Cut the PU with a hand saw through the total thickness of core alongside the precut of internal facing of panel



- 2 Using the cutting set with wire, cut the PU in the horizontal way to the edge of the panel and remove the insulation including the internal facing.



- 3 Remove the PU from the ribs with help of spatulas.



- 4 Using a polishing cloth for metal surfaces, remove remaining of foam from the facing.

